


Kyoto & Vicinity Walking Guide

Twenty-four Selected Courses



Kyoto & Vicinity Walking Guide

Kyoto, which was Japan's capital for over 1,000 years, is a veritable open-air museum. All over the city, you can find countless shrines, temples, palaces and other historical sites. The main attractions that draw over 50 million visitors each year to this sacred city include the lavishly ornate Golden and Silver Pavilions, the mysterious Rock Garden at Ryoanji Temple and the ever famous Kiyomizu-dera Temple constructed eloquently over a steep cliff overlooking the city.

In this guidebook, there are 12 recommended courses designed to help first-time individual travelers to enjoy the tourist attractions in Kyoto on their own. Also included are another 12 courses covering Kyoto's environs, which also abound in historical sites and art as well as scenic beauty.

We sincerely hope this guidebook will be your helping hand to make the most of your visit to Kyoto and its vicinity.

Note to Museum Visitors

Admission to museums is usually until 30 minutes prior to closing time. Museums generally close on Mondays (some close on other days of the week), and the New Year holidays. If the closing day falls on a national holiday, the following day is generally closed instead.

C O N T E N T S

Map of Kyoto & Vicinity	4
Map of Kyoto	6
Railway Network in Kansai	8
Transportation in Kansai	12
Tourist Information	17

Kyoto Recommended Courses

Course 1 Higashiyama	20
Course 2 Western Kyoto	24
Course 3 Downtown Kyoto	28
Course 4 Kyoto Imperial Palace & Nijo-jo Castle	30
Course 5 Around Kyoto Station	32
Course 6 Ohara	34
Course 7 Kurama & Kibune	36
Course 8 Fushimi	38
Course 9 Amanohashidate & Miyazu City	40
Course 10 Uji	42
Course 11 Miyama	44
Course 12 Oyamazaki & Mt. Tenno	46

Vicinity Recommended Courses

Course 13 Nara	50
Course 14 Hikone Castle & Lake Biwa	52
Course 15 Minami, Osaka	54
Course 16 Around Osaka Castle	56
Course 17 Kobe	58
Course 18 Arima	60
Course 19 Himeji Castle	62
Course 20 Koyasan	64
Course 21 Kumano-kodo	66
Course 22 Awaji to Iya Valley	68
Course 23 Ise & Shima	72
Course 24 Eihei-ji Temple & Tojimbo	76

Map of Kyoto & Vicinity



Kyoto & Vicinity Recommended Courses



- ① **Course 1A&B**
Higashiyama
- ② **Course 2A&B**
Western Kyoto
- ③ **Course 3**
Downtown Kyoto
- ④ **Course 4**
Kyoto Imperial Palace & Nijo-jo Castle
- ⑤ **Course 5**
Around Kyoto Station
- ⑥ **Course 6**
Ohara
- ⑦ **Course 7**
Kurama & Kibune
- ⑧ **Course 8**
Fushimi
- ⑨ **Course 9**
Amanohashidate & Miyazu City
- ⑩ **Course 10**
Uji
- ⑪ **Course 11**
Miyama
- ⑫ **Course 12**
Oyamazaki & Mt. Tenno
- ⑬ **Course 13**
Nara
- ⑭ **Course 14**
Hikone Castle & Lake Biwa
- ⑮ **Course 15**
Minami, Osaka
- ⑯ **Course 16**
Around Osaka Castle
- ⑰ **Course 17**
Kobe
- ⑱ **Course 18**
Arima
- ⑲ **Course 19**
Himeji Castle
- ⑳ **Course 20**
Koyasan
- ㉑ **Course 21**
Kumano-kodo
- ㉒ **Course 22**
Awaji to Iya Valley
- ㉓ **Course 23**
Ise & Shima
- ㉔ **Course 24**
Eiheiji Temple & Tojimbo

Map of Kyoto

① Course 1 A&B

Higashiyama

■ Kyoto Sta. → (35-minute ride on City Bus no.5, no.17 or no.100) → Ginkakuji-michi Bus Stop

■ Kyoto Sta. → (5-minute ride on JR Tokaido Main Line) → Yamashina Sta. → (5-minute ride on Subway Tozai Line) → Keage Sta.

② Course 2 A&B

Western Kyoto

■ Kyoto Sta. → (35-minute ride on City Bus no.101 or no.205) → Kinkakuji-michi Bus Stop

■ Kyoto Sta. → (16-minute ride on JR Sagano (San-in) Line) → Saga Arashiyama Sta.

③ Course 3

Downtown Kyoto

■ Kyoto Sta. → (4-minute ride on Subway Karasuma Line) → Shijo Sta.

④ Course 4

Kyoto Imperial Palace & Nijo-jo Castle

■ Kyoto Sta. → (8-minute ride on Subway Karasuma Line) → Marutamachi Sta.

⑤ Course 5

Around Kyoto Station

■ Kyoto Sta. → (10-minute ride on City Bus no.100, no.206 or no.208) → Hakubutsukan Sanjusangendo-mae Bus Stop

⑥ Course 6

Ohara

■ Kyoto Sta. → (60-minute ride on Kyoto Bus no.17 or no.18) → Ohara Bus Stop

⑦ Course 7

Kurama & Kibune

■ Kyoto Sta. → (2-minute ride on JR Nara Line) →



Kyoto & Vicinity Recommended Courses

Tofukuji Sta.→(15-minute ride on Keihan Line)
→Demachiyanagi Sta.→(30-minute ride on
Eizandentetsu→Kurama Sta.

⑧ Course 8

Fushimi

■Kyoto Sta.→(5-minute ride on JR Nara
Line)→Inari Sta.

See map on P.4 & 5 for ⑨—②4

⑨ Course 9 A&B

Amanohashidate & Miyazu City

A■Kyoto Sta.→(120-minute ride on Hashidate
Express)→Amanohashidate Sta.

B■Kyoto Sta.→(110-minute ride on Hashidate
Express)→Miyazu Sta.

⑩ Course 10

Uji

■Kyoto Sta.→(20-minute ride on JR Nara
Line)→Uji Sta.

⑪ Course 11

Miyama

■Kyoto Sta.→(80-minute ride on JR bus)→
Shuzan Bus Stop→(50-minute ride on
Miyama-cho bus)→Kita Bus Stop

⑫ Course 12

Oyamazaki & Mt. Tenno

■Kyoto Sta.→(15-minute ride on JR Tokaido
Sanyo Main Line)→Yamazaki Sta.

⑬ Course 13

Nara

■Kyoto Sta.→(45-minute ride on JR Nara
Line)→Nara Sta.

⑭ Course 14

Hikone Castle & Lake Biwa

■Kyoto Sta.→(50-minute ride on JR Tokaido
Sanyo Main Line)→Hikone Sta.

⑮ Course 15

Minami

■Kyoto Sta.→(14-minute ride on JR
Shinkansen)→Shin-Osaka Sta.→(15-minute
ride on Subway Midosuji Line)→Namba
Sta.→(2-minute ride on Subway Sennichimae
Line)→Nippombashi Sta.

⑯ Course 16

Around Osaka Castle

■Kyoto Sta.→(30-minute ride on JR Tokaido
Line)→Osaka Sta.→(10-minute ride on JR
Loop Line)→Osakajo Koen Sta.

⑰ Course 17

Kobe

■Kyoto Sta.→(30-minute ride on JR
Shinkansen)→Shin-Kobe→(2-minute ride on
Subway Seishin Yamate Line)→Sannomiya
Sta.

■Kyoto Sta.→(50-minute ride on JR Tokaido
Line)→Sannomiya Sta.

⑱ Course 18

Arima

■Kyoto Sta.→(30-minute ride on JR
Shinkansen)→Shin-Kobe→(2-minute ride on
Subway Seishin Yamate Line)→Sannomiya
Sta.→(40-minute ride on Shinkai bus, Hankyu
bus or JR bus)→Arima Onsen Bus Stop

⑲ Course 19

Himeji Castle

■Kyoto Sta.→(45-minute ride on JR
Shinkansen)→Himeji Sta.

⑳ Course 20

Koyasan

■Kyoto Sta.→(30-minute ride on JR Tokaido
Line)→Osaka Sta.→(17-minute ride on JR
Loop Line)→Shin Imamiya Sta.→(90-minute
by Nankai Railway)→Gokurakubashi Sta.

㉑ Course 21

Kumano

■Kyoto Sta.→(155-minute ride on JR Kuroshio
Express)→Kii Tanabe Sta.→(90-minute ride
on Ryujin bus)→Kumano Hongu Onsen
(Yunomine, Wataze and Kawayu Onsen)

㉒ Course 22

Awaji to Iya Valley

■Kyoto Sta.→(30-minute ride on JR
Shinkansen)→Shin-Kobe→(2-minute ride on
Subway Seishin Yamate Line)→Sannomiya
Sta.

■Kyoto Sta.→(50-minute ride on JR Tokaido
Line)→Sannomiya Sta.

㉓ Course 23

Ise & Shima

■Kyoto Sta.→(120-minute ride on Kintetsu
Kyoi Express)→Ise-shi Sta.

㉔ Course 24 A&B

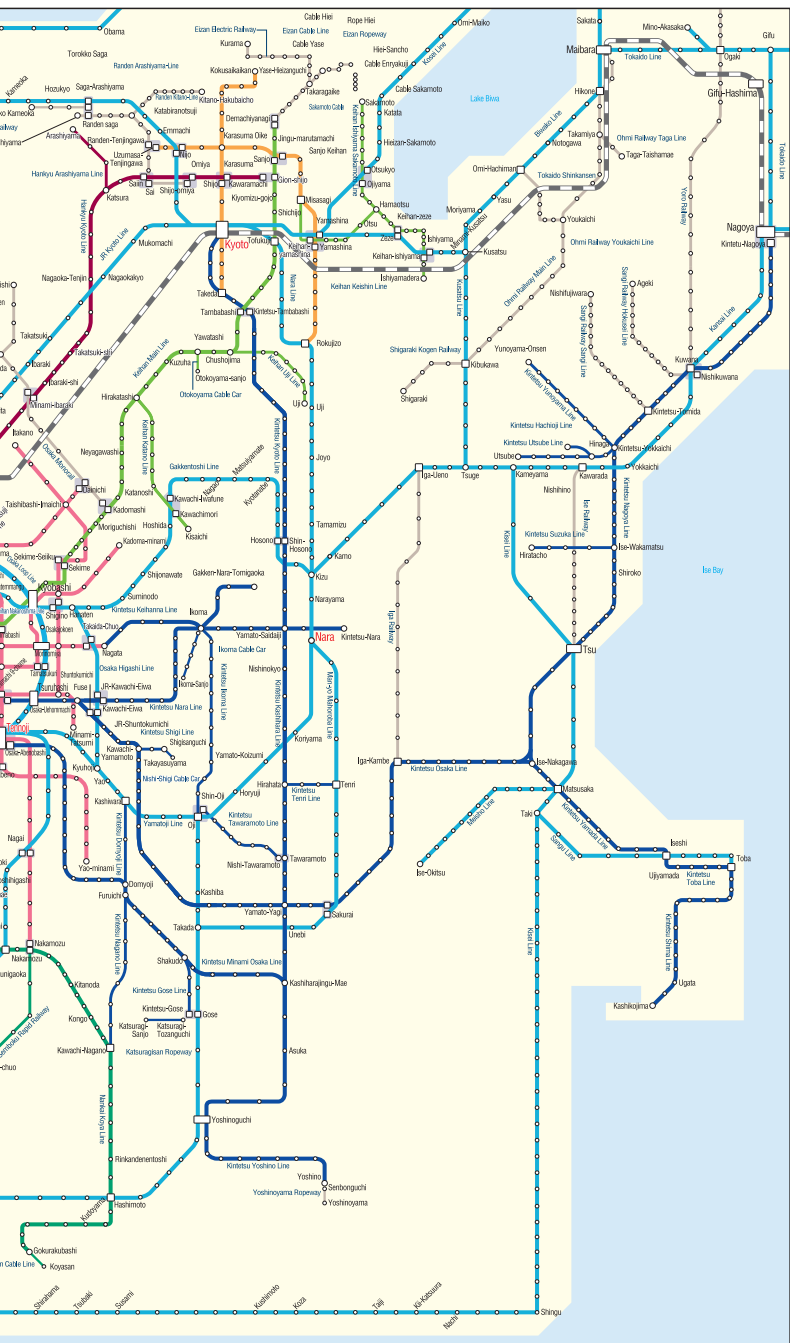
Eiheiji Temple & Tojimbo

A■Kyoto Sta.→(84-minute ride on JR
Thunderbird Express)→Fukui Sta.

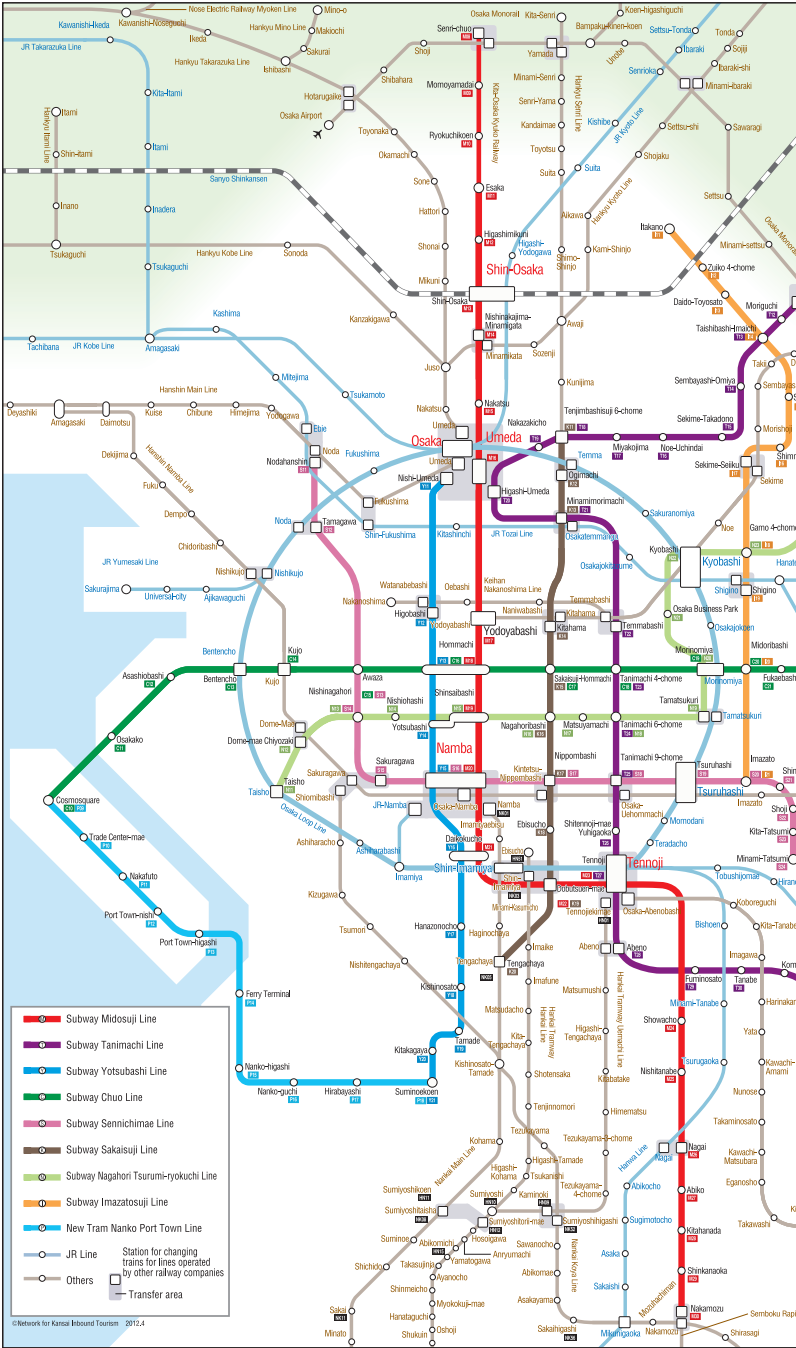
B■Kyoto Sta.→(95-minute ride on JR
Thunderbird Express)→Awara Onsen Sta.

Railway Network in Kansai





Railway Network in Kansai

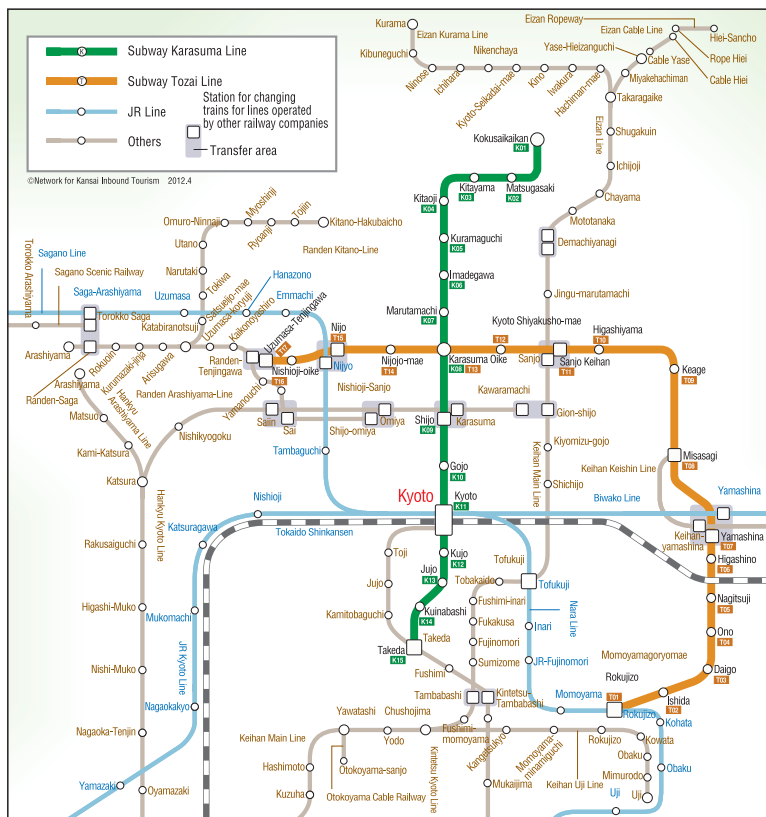


OSAKA Railway Network Map



Transportation in Kansai

KYOTO Railway Network Map

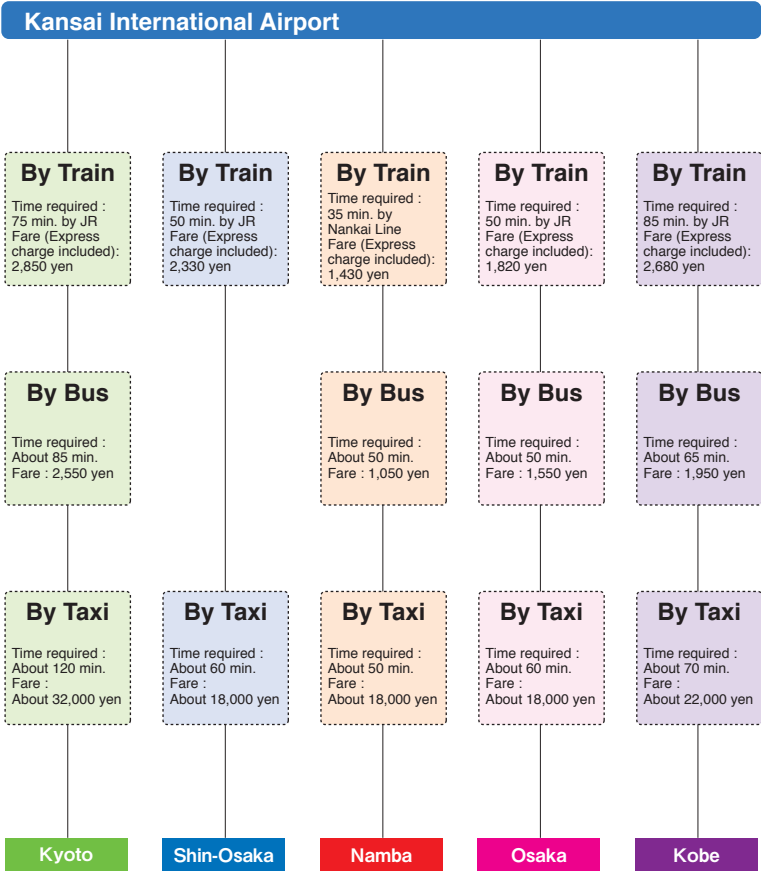


KOBE Railway Network Map



Transportation in Kansai

Access from Kansai Int'l Airport



Convenient Passes for Getting Around Kansai

Kansai Thru Pass

This pass allows you to ride on subways, private railways and buses (except JR lines) in Kyoto, Nara, Osaka, Kobe, Shiga and Wakayama. There are 2-day and 3-day tickets. This pass enables you to receive special services in various facilities such as temples in Kansai area.



Prices

3-day Pass: 5,200 yen for adults; 2,600 yen for children

2-day Pass: 4,000 yen for adults; 2,000 yen for children

Traffica Kyoto Card

This discount card is valid on all Kyoto City buses and subway lines.

Prices

1,000 yen (worth 1,100 yen), 3,000 yen (worth 3,300 yen) for adults

1,000 yen (worth 1,100 yen) for children



Surutto Kansai Miyako Card

This card is valid on subways, private railways and buses (except JR lines) in Kyoto, Nara, Osaka, Kobe and Wakayama.

Prices

1,000 yen, 2,000 yen, 3,000 yen for adults

1,000 yen for children



Kyoto Sightseeing Card

This pass is good for unlimited rides on Kyoto City buses, subway lines and within one section of Kyoto Bus Route.

Prices

1-day Card: 1,200 yen for adults
600 yen for children

2-day Card: 2,000 yen for adults
1,000 yen for children



Kyoto City Bus·Kyoto Bus One-day Pass

This card can be used within the designated zone of Kyoto city, and allow unlimited use on the same day.

Prices

500 yen for adults; 250 yen for children

Transportation in Kansai

Osaka Amazing Pass

This pass allows you one-day unlimited rides on Osaka City subways, Hanshin, Hankyu, Nankai, Keihan, Kintetsu lines as well as city buses. This pass entitles you to free admission to 28 tourist facilities including Osaka Castle and museums. You can also get discount at 13 popular spots and coupons at 37 places such as restaurants, shops, etc.



Price

2,300 yen

Multiple Ride Card

This discount card is good for transportation on the Osaka City subways, New Tram, and city buses.

Prices

3,000 yen for adults (worth 3,300 yen)

1,500 yen for children (worth 1,650 yen)



Rainbow Card

This card is good for travel on the Osaka City subways, the New Tram and city buses. The Rainbow Card is also valid on part of the "Surutto KANSAI" transportation network including Hankyu, Hanshin, Kita-Osaka Kyuko, Keihan, Nankai and Kintetsu lines.



Prices

500 yen, 1,000 yen, 2,000 yen and 3,000 yen for adults
500 yen and 1,000 yen for children

Enjoy Eco Card

This is a special one-day unlimited card. You can use all Osaka Municipal subway and buses freely for one day. Plus, you will get a discount at sightseeing places in Osaka City for that day.



Prices

800 yen for adults (600 yen on weekends and national holidays)

300 yen for children

TAXIS

There are taxi stands at many railway stations, and taxis can also be hailed on the streets.

*The design of card may change without notice.

Tourist Information



Tourist Information(Visit Japan Information Network)

KANSAI TOURIST INFORMATION CENTER KANSAI INTERNATIONAL AIRPORT

Kansai International Airport Terminal 1 Bldg. 1F, 1 Sensyu Kuko naka Tajiri-cho, Sennan-gun, Osaka Pref.

Tel. 072-456-6160

7:00-22:00

Tourist Information Center Kanku-Machidokoro

Terminal 2 building Kansai International Airport, 13 Sensyu Kuko Naka Tajiri-cho, Sennan-gun, Osaka Pref.

Tel. 050-3502-7628

9:30-20:00

Kyoto Tourist Information Center

<http://www.kyoto.travel>

2nd fl. of Kyoto Station Bldg., Shimogyo-ku, Kyoto City, Kyoto Pref.

Tel. 075-343-0548

8:30-19:00

Kyoto Tourist Information Center

3F TSUJIKURA Building, 380 Komeya-cho Kawara-machi Shijo, Nakagyo-ku, Kyoto Pref.

Tel. 075-253-0288

9:00-21:00

KANSAI TOURIST INFORMATION CENTER KYOTO

3F Kyoto Tower, 721-1 Higashi-shiokoji-cho Shichi-jo Sagaru Karasuma-dori, Shimogyo-ku, Kyoto Pref.

Tel. 075-341-0280

10:00-18:00 Closed on Dec. 30 to Jan. 3

Nara City Tourist Information Center

1082 Sanjyohonmachi, Nara City, Nara Pref.

Tel. 0742-27-2223

9:00-21:00

Tourist Information

Nara Tourist Information Center

Misugi Bldg 2nd Floor, 3 Higashimukinakamachi, Nara City, Nara Pref.

Tel. 0742-25-0430

10:00-18:30 (Weekdays)

10:00-18:00 (Weekends and Holidays)

NARA Visitor Center & Inn

3 Ikeno-cho, Nara City, Nara Pref.

Tel. 0742-81-7461

8:00-21:00

KANSAI TOURIST INFORMATION CENTER SHINSAIBASHI

3F TOMMY HILFGER, 2-5-1 Shinsaibashi-suji Chuo-ku, Osaka City, Osaka Pref.

Tel. 06-6214-5370

11:00-19:00 Closed from Dec.31 to Jan.3

Osaka Visitors' Information Center Umeda

<http://www.osaka-info.jp/en/>

JR Osaka Station 1F North Central Gate, 3-1-1, Umeda, Kita-ku, Osaka City, Osaka Pref.

Tel. 06-6345-2189

8:00-20:00 / 10:00-18:00 (Dec. 31, Jan. 2-3) Closed on Jan. 1

Osaka Visitor's Information Center, Namba / Nankai Information Center

<http://www.osaka-info.jp/en/>

5-1-60, Namba, Chuo-ku, Osaka City, Osaka Pref.

9:00-20:00 / 10:00-18:00 (Jan. 2-3) Closed on Dec. 31-Jan. 1

Osaka Tourist Information Center

8th Floor Shinsaibashi OPA, 1-4-3 Nishi Shinsaibashi, Cho-ku, Osaka City, Osaka Pref.

Tel. 06-6253-8866

9:00-21:00

Foreign Customer's Salon

Kintetsu Department Store Wing Hall 3 5F, 1-1-43 Abenosuji, Abeno-ku, Osaka Pref.

Tel. 06-6625-2021

10:00-20:30 Closed on Jan. 1

KANSAI Tourist INFORMATION CENTER DAIMARU SHINSAIBASHI

2F Daimaru Shinsaibashi South Tower, 1-7 Shinsaibashisuji Chuo-ku, Osaka City, Osaka Pref.

Tel. 06-6244-7100

10:30-21:00 Closed on Jan. 1

Kobe Information Center (Information Kobe)

http://feel-kobe.jp/_en/

8chome Kumoi-dori, Chuo-ku, Kobe City, Hyogo Pref.

Tel. 078-322-0220

9:00-19:00

Shinkobe Station Tourist Information Center

1-3-1 Kano-cho, Chuo-ku, Kobe Pref.

Tel. 078-241-9550

9:00-18:00

Course 1 A&B Higashiyama

A. This course starts in the tranquil stillness of the raked gravel garden of Ginkakuji Temple (Silver Pavilion), from where the path leads you to Hakusa-sonso. As you tread the moss-covered stones of the Path of Philosophy in the footsteps of many a great thinker, it isn't hard to see why the intellectuals of old would come here to seek their inspiration. In spring, the riverbank is ablaze with the ethereal pink of cherry blossoms, the breeze carrying fallen petals down stream as you reach Kumano Nyakuoji-jinja Shrine. On to Eikan-do Temple where the attendant watches you like a hawk, should you forget to remove your shoes before you tread the sacred hallways, then down to the Nomura Museum with its exquisite hanging scrolls and ceramics. A little further, the scent of offerings of incense surrounds you as you enter Nanzenji Temple through the grand Sammon Gate.

Recommended Course A

Half-Day Course

Start

Kyoto station

Take bus no. 5, 17, or 100
Get off at Ginkakuji-michi Bus Stop or
Ginkakuji-mae Bus Stop and walk 5 min.

1

Hakusa-sonso Garden & Museum

Hours: 10:00-17:00
Admission: 1,300 yen
Tel: 075-751-0446

10-min. walk

2

Ginkakuji Temple

Hours:
8:30-17:00 (Mar.-Nov.)
9:00-16:30 (Dec.-Feb.)
Admission: 500 yen
Tel: 075-771-5725

5-min. walk

3

Path of Philosophy

30-min. walk

4

Kumano Nyakuoji-jinja Shrine

Hours: 8:00-17:00
Admission: Free
Tel: 075-771-7420

10-min. walk

5

Eikan-do Temple

Hours: 9:00-17:00
(enter by 16:00)
Admission: 600 yen
(1,000 yen in Nov.)
Tel: 075-761-0007

5-min. walk

6

Nomura Museum

The museum is open only
in spring (Mid Mar.-Jun.)
and autumn (Mid Sep.-Dec.)
Hours: 10:00-16:30
Closed: Mondays
Admission: 700 yen
Tel: 075-751-0374

5-min. walk

7

Nanzenji Temple

Hours:
8:40-16:30 (Dec.-Feb.)
8:40-17:00 (Mar.-Nov.)
Closed: Dec. 28-31
Admission: Free
(500 yen for the Hojo garden,
500 yen for the Sammon Gate)
Tel: 075-771-0365

3-min. walk

Goal

Konchi-in Temple

Hours:
8:30-17:00 (Mar.-Nov.)
8:30-16:30 (Dec.-Feb.)
Admission: 400 yen
Tel: 075-771-3511

Along the Winding Streets of Higashiyama Hills



Path of Philosophy



Ginkakuji Temple



①-⑦ Correspond to Page 20.

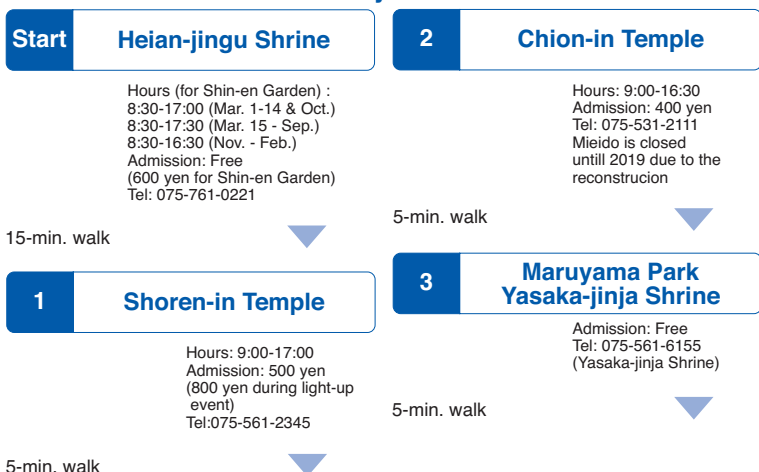
B. Course B starts at the colorful Heian-jingu Shrine, from where you walk down to the beautiful landscaped gardens of Shoren-in Temple, and then down to the grand Chion-in Temple grounds. The main hall is eerily cold as you enter its large wooden doors. In the semi-darkness people kneel in prayer, chanting in hushed voices before the great altar. After a gentle stroll around Maruyama Park, you head through the bustle of Yasaka-jinja Shrine and along Ishibekoji, where rickshaw pullers call out for you to take a ride with them through the narrow streets as you climb to Kodaiji Temple. From here you pass along Yasaka Pagoda and up Sannenzaka Slope, a steep slope with quaint wooden houses, front doors lined with bonsai and crafts, all the way up to Kiyomizu-dera Temple.

As you walk along the cobbled streets on a quiet spring evening, the stone lanterns in place for the Hana Toro (flower lantern) festival, guide you down the narrow lanes to temple gardens, which gently change color with the seasons. It's easy to lose yourself in the narrow stone-paved streets of Ishibekoji and Sannenzaka Slope with their countless traditional shops selling crafts and tea. Stepping beyond the facade into the dark teashop, you feel as if you've entered a world gone by, as the old lady wrapped in kimono kneels and bows as she pours the tea, and politely reminds you to remove your shoes.

Along Chawanzaka Slope (lit. Teacup Slope), the streets are all a bustle with people in search of the perfect piece of ceramic ware to take home from this lane – the home of artisans and the Memorial Museum of Kondo Yuzo, dedicated to the famous maker of ceramics honored as a Living National Treasure. This museum is just one of many as you spend a day wandering this atmospheric corner of the Old Capital.

Recommended Course B

Half-Day Course



Along the Winding Streets of Higashiyama Hills



①-⑦ Correspond to Page 22 and 23.



Nanzenji Temple

©JTA



Yasaka-jinja Shrine



Kiyomizu-dera Temple

4

**Ishibekoji
(Stone pavement street)**

5-min. walk

5

Kodaiji Temple

Hours: 9:00-17:30
Admission: 600 yen
Tel: 075-561-9966

10-min. walk

6

Sannenzaka Slope

10-min. walk

7

Kiyomizu-dera Temple

Hours:
6:00-18:00
6:00-18:30 (Aug. & Sep.)
Admission: 300yen
Tel: 075-551-1234

10-min. walk

Goal

Gojozaka Bus Stop

A. This course starts at Kinkakuji Temple. The majestic golden pavilion reflected in the still mirror-like waters of the Kyoko Pond is one of Kyoto's most famous sights. The cries of the crane perched on a rock follow you as you walk past the pavilion, up towards the simple Sekka-tei Teahouse. From here, you head down to the serene rock garden of Ryoanji Temple. Join the on-lookers on the viewing platform sitting in contemplative silence, looking out at the fifteen rocks placed in the sea of raked sand. If you can't find a gap to sit down, go to the toilet. Opening the toilet window, you have an unobscured view of the garden, but remember, the crowds on the viewing platform also have a view of you! Stroll down to the pleasant grounds of Ninnaji Temple, where the five-story pagoda rises out of the Omuro-no-sakura, the famed multipetal cherry trees. From here, take the streetcar out west to the maple-covered hills of Arashiyama.

Recommended Course A

Half-Day Course

Start Kinkakuji-michi Bus Stop

3-min. walk

1 Kinkakuji Temple

Hours: 9:00-17:00
Admission: 400 yen
Tel:075-461-0013

20-min. walk

2 Ryoanji Temple

Hours:
8:00-17:00 (Mar.-Nov.)
8:30-16:30 (Dec.-Feb.)
Admission: 500 yen
Tel:075-463-2216

10-min. walk

3 Toji-in Temple

Hours: 9:00-17:00
Admission: 500 yen
Tel:075-461-5786

20-min. walk

4 Ninnaji Temple

Hours:
9:00-17:00 (Mar.-Nov.)
9:00-16:30 (Dec.-Feb.)
Admission: 500 yen
Tel:075-461-1155

3-min. walk

Goal Randen Ry. Omuro-Ninnaji Station



Kinkakuji Temple



Ryoanji Temple

©JTA

Golden Pavilion to Arashiyama Hills

B. The Sagano walking course starts at Tenryuji Temple—a good place to try vegetarian temple cuisine—followed by an after-lunch stroll through the elegant gardens with the charming 'waterless waterfall', and then a climb up the moss-covered steps to Jojakkoji Temple.

Continue to Nison-in Temple where maples shroud the main halls—a myriad of colors that lead you to the tranquility of Gioji Temple—then out onto the Togetsukyo Bridge (Bridge of the Moon Crossing the Sky) spanning the Hozu River. In the summer months, you can take a relaxing boat trip, following the cool breeze on the gentle water under the bridge.

The following plan is also available if you have some spare time.

It takes 25 minutes from Arashiyama to Kameoka by train, then a 15-minute bus ride to the embarkation point for the breathtaking boat ride down the rapids of the Hozu River. This 2-hour adventure can be enjoyed throughout the year except from December 29 to January 4.

Recommended Course B

Half-Day Course

Start JR Saga Arashiyama Station

15-min. walk

1 Tenryuji Temple

Hours:
8:30-17:30 (Mar.21-Oct.20)
8:30-17:00 (Oct.21-Mar.20)
Admission: 500 yen
Tel:075-881-1235

5-min. walk

2 Okochi-sanso

Hours: 9:00-17:00
Admission: 1,000 yen
(Tea served)
Tel:075-872-2233

5-min. walk

3 Jojakkoji Temple

Hours: 9:00-17:00
Admission: 400 yen
Tel:075-861-0435

7-min. walk

4 Nison-in Temple

Hours: 9:00-16:30
Admission: 500 yen
Tel:075-861-0687

7-min. walk

5 Gioji Temple

Hours: 9:00-16:30
Admission: 300 yen
Tel:075-861-3574

25-min. walk

6 Togetsukyo Bridge

3-min. walk

Goal Randen Ry. Arashiyama Station



Tenryuji Temple

Course 2 A&B Western Kyoto



Gioji Temple



Togetsukyo Bridge ©JTA



Course 2 B

①-⑥ Correspond to Page 25.

Shooting the Rapids of the Hozu River

- **Fare**
Adult: 4,100 yen
Children: 2,700 yen
(4-12 years old)
- **Departure time**
(Mar. 10 - Nov. 30)
9:00 / 10:00 / 11:00
12:00 / 13:00 / 14:00 / 15:30
(Dec. 1 - Mar. 9)
10:00 / 11:30 / 13:00 / 14:30
A trip takes about 2 hours.
- **Not operated**
Dec. 29 - Jan. 4, Feb. 17, Sep. 7,
and in bad weather.
- **Charter boat**
Fare: 82,000 yen
Capacity: 17 persons
- **Tel**
0771-22-5846



Golden Pavilion to Arashiyama Hills



Course 2 A

①-④ Correspond to Page 24.



Ninnaji Temple

©JTA

Course 3 Downtown Kyoto

The Area where Mo

This course takes you through the bustling streets of Nishikikoji, Teramachi-dori St., Shinkyogoku, and Kawaramachi. Head downtown to the dizzying sights and sounds of modern Kyoto, where the glaring electrical goods shops, huge department stores and banks stand alongside dusty old book shops and printmakers. Wander down the narrow backstreets of Ponto-cho, Hanamikoji-dori St. and Miyagawa-cho, and you might just catch a fleeting glance of a maiko or geisha sitting inside with a measure of refinement befitting the ancient city doorways.

Shijo-kawaramachi is the main place in Kyoto for restaurants and department stores. From here, it's only a short walk to Gion where old town houses have been transformed into stylish boutiques.

For a break from shopping, wander down the tiny alleys that link the main streets and see a fascinating contrast of two worlds. Stroll around here at dusk and in the darkness watch the traditional lanterns gradually come to life, glowing gently against the blazing neon backdrop.

End your day with a performance at Gion Corner, the famous stage for traditional arts. Performances are twice daily from 6:00 p.m. and 7:00 p.m. Note that there are no performances on Jul.16, Aug.16 and Dec.29-Jan.3.



①~⑯ Correspond to Page 29.

Information

Gion Corner

Gion Corner offers tourists an introduction to various forms of traditional Japanese arts and entertainment. In the professionally produced one-hour program, visitors can quickly see such arts as tea ceremony, koto (Japanese harp), flower arrangement, Gagaku (ancient court music and dance), Kyogen comedy, Kyomai dance performed by apprentice geisha, and Bunraku puppetry. Gion Corner is especially popular with foreign visitors.

Nishiki Ichiba (Nishiki Food Market)

This market, set up along Nishikikoji St. between Teramachi and Takakura streets, is known as the "Kitchen of Kyoto." On this narrow stone-paved street, about 150 grocery stores sell the best fresh produce available in Kyoto. It is always bustling with customers who come to look, to taste, and to buy the best.

Modern Bustling Streets Cross Traditional Narrow Streets

Recommended Course

Half-Day Course

Start **Kyoto Subway Station**

4 min. by subway

1 **Shijo Subway Station**

10-min. walk

2 **Nishiki Market**

20-min. walk

3 **Teramachi-dori St.**

10-min. walk

4 **Shinkyogoku-dori St.**

2-min. walk

5 **Sanjo-dori St.**

10-min. walk

6 **Ponto-cho**

20-min. walk

7 **Shijo-dori St.**

7-min. walk

8 **Nawate-dori St.**

10-min. walk

9 **Tatsumi Bridge
(Gion Shin Bridge)**

1-min. walk

10 **Shimbashi-dori St.**

5-min. walk

11 **Higashioji-dori St.**

5-min. walk

12 **Yasaka-jinja Shrine**

Admission: Free
Tel: 075-561-6155

1-min. walk

13 **Shijo-dori St.**

5-min. walk

14 **Hanamikoji-dori St.**

5-min. walk

15 **Gion Corner**

Gion Corner
-A show starts at
18:00 and 19:00 everyday
(Fri., Sat., Sun & national
holidays in Dec.-Mar.)
No performance on Jul.16,
Aug.16 & Dec.29-Jan.3.
Admission: 3,150 yen
Tel:075-561-1119
<http://kyoto-gion-corner.info/>

10-min. walk

16 **Gion Bus Stop**

20 min. by bus No.206 or 100

Goal **Kyoto Station**



Ponto-cho

Course 4 Kyoto Imperial Palace &

Central

Although you need to fill out an application form to obtain permission to visit the Kyoto Imperial Palace, (there is a separate application process and explanation for overseas visitors), the surrounding grounds can be enjoyed freely. Especially beautiful are the plum and peach trees in bloom in early spring, and their gentle scent carries on the breeze as you walk around the still waters of the clear pond on your way to the nearby shrines of Nashinoki-jinja Shrine and Go-o-jinja Shrine. North of the gardens is Shokokuji Temple—another area to enjoy a relaxing stroll in the heart of nature.

Heading southwest you come to Nijo-jo Castle. Built in 1603 as the residence and symbol of power of the Shogun Tokugawa Ieyasu, this castle is famous for its squeaking 'nightingale' floorboards. No matter how lightly you tread, the echo of a nightingale's cry comes up through the floor, the same cry that indicated an intruder to the loyal men guarding the Shogun long ago. As you admire the exquisite paintings and carvings from the Edo era, you can easily see why this castle was designated as a UNESCO World Heritage Site.



Nijo-jo Castle

Kyoto Reminiscent of Noblemen from Heian Period

Recommended Course

Half-Day Course

Start **Kyoto Subway Station**

8 min. by subway

1 **Marutamachi
Subway Station**

5-min. walk

2 **Shimodachiuri-Gomon Gate**

10-min. walk

3 **Kyoto Imperial Palace**

4 min. by subway
(change onto the Tozai Line at Karasuma Oike Sta.)



Kyoto Imperial Palace

4 **Nijo-jo Castle**

Hours: 8:45-17:00
Closed: Dec.26-Jan.4, Tue. in Dec.,
Jan., Jul. & Aug.
Admission: 600 yen
Tel: 075-841-0096

5-min. walk

5 **Nijojo-mae
Subway Station**

2 min. by subway

6 **Karasuma Oike
Subway Station**

6 min. by subway

Goal **Kyoto Subway Station**



Nijo-jo Castle

Kyoto Imperial Palace and Villas

Located almost in the center of the city, this huge park-like compound, includes several palace buildings.

Those who want to visit the Imperial Palace and Villas mentioned here are required to join a free guided tour operated twice a day from Monday to Friday. The tour takes one hour and advanced reservation is necessary.

Kyoto Imperial Palace: Apply at least 20 min. before 10:00 or 14:00 tour, basically except weekend and national holiday. Visitors under 18 must be accompanied by adults 20 years old or over.

Katsura & Shugakuin Imperial Villas and Sento Palace: Apply as far in advance as possible. Entry is limited to those aged 18 or over.

Application should be made internet or through in person with your passport at the Imperial Household Agency at Kyoto Imperial park (Tel:075-211-1215).

For more info and reservation: <http://sankan.kunaicho.go.jp/english/>

Nijo-jo Castle

Nijo-jo Castle is best known for its unusually ornate interiors and so-called nightingale floors. The latter were designed to make bird-like squeaking sounds when walked upon, a warning of possible intruders.

The Kano School Painters

The Kano Painters, originally from a low-ranking samurai family, grew to prominence in the 15th century for their Chinese-style landscapes, figures-in-landscape, and bird and flower scenes. The paintings at Nijo-jo Castle are the largest Kano pieces executed. Among the motifs are lifesize tigers and panthers crouching among bamboo groves, wild geese and herons in winter landscape, pine trees, flitting swallows, and frolicking peacocks.

Hours: 8:45-17:00 (Enter by 16:00) Closed: New Year's holiday and Tuesdays in Dec., Jan., Jul. & Aug.

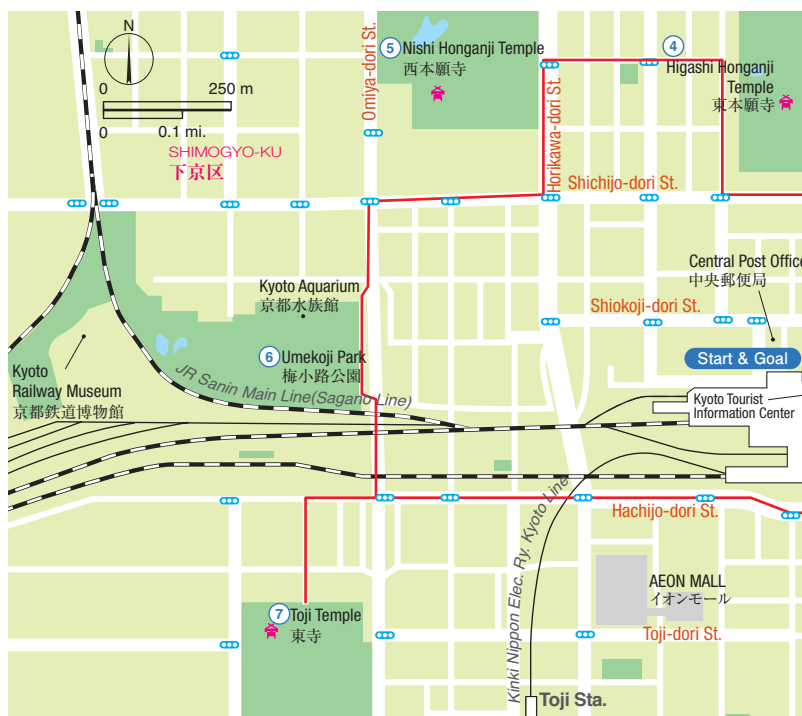
Course 5 Around Kyoto Station

A short walk from the ultramodern Kyoto Station, you come across Higashi (East) Honganji Temple and Nishi (West) Honganji Temple, and a little further, the beautiful gardens of Shosei-en Garden. All are free to enter and make for an enjoyable half-day stroll.

If you're feeling energetic, continue to the Umekoji Steam Locomotive Preservation Hall where you can take a bumpy ride on one of the locomotives, or just stroll around Umekoji (Plum Blossom Alley) Park.

From here head to Toji Temple, its five-story pagoda—the tallest in Japan—stands tall among the concrete of southern Kyoto. This temple is a landmark associated with the bustling flea markets held in the grounds on the 1st Sunday of each month and the 21st of each month. Here, you hunt through the many stalls offering antiques, ceramics, plants, food and more for that perfect souvenir to take home, which reminds you of your time in the Old Capital.

Not far from the station is the huge Sanjusangendo Temple. Its long wooden halls house 1,001 statues of Kannon, the Goddess of Mercy. You have an eerie feeling you are being watched as you follow the route through the smoky, incense-filled halls.



The Area where the Ultramodern Meets Tradition

Recommended Course

One-Day Course

Start **Kyoto Station**

10 min. by bus No.100 or 206

1 **Sanjusangendo-mae Bus Stop**

2 **Sanjusangendo Temple**

20-min. walk

3 **Shosei-en Garden**

8-min. walk

4 **Higashi Honganji Temple**

15-min. walk

5 **Nishi Honganji Temple**

15-min. walk

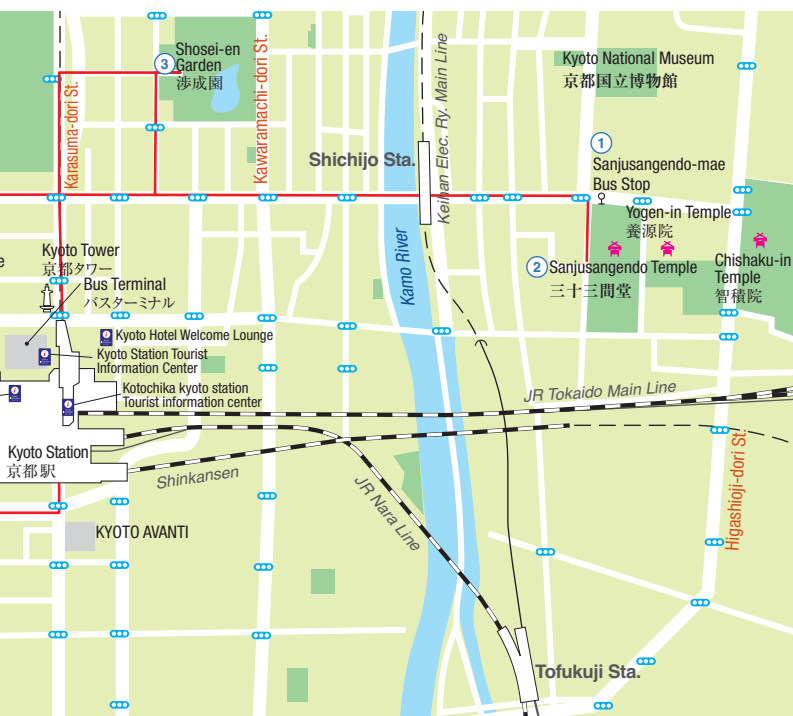
6 **Umekoji Park**

10-min. walk

7 **Toji Temple**

15-min. walk

Goal **Kyoto Station**



①-⑧ Correspond to Page 32 and 33.

Course 6 Ohara

It takes one hour by bus from Kyoto to Ohara. Just up the hill, past the souvenir stalls with their brightly colored boxes of cakes, sweets and plastic gifts, is Sanzen-in Temple. Crowds of people come here in autumn to capture the perfect shot of the changing leaves on the mountainside and to admire the beautiful Yusei-en Garden. In the rainy season, you walk through the famous hydrangea garden in the quiet drizzle as spring eases into summer. From here, you walk to Hosen-in Temple. As you enter the tatami room, you feel like you are watching a living picture as you peer out of the wooden frames of the old building into the bamboo garden and hills beyond. Cast your eyes upwards in the main hall and you'll see the macabre blood-stained ceiling taken from Fushimi Castle. Leave a little time for a short rest and to try the bitter Japanese tea and sweet cakes on offer, before heading off to try your hand at Kusaki-zome (vegetable dyeing) or to watch Shiba-zuke (pickled cucumber) in one of the traditional workshops.



①-⑤ Correspond to Page 35.

The Tranquil, Beautiful Suburb of Kyoto

Recommended Course

Half-Day Course

Start

Kyoto Station

1 hr. by Kyoto Bus No.17

1

Ohara Bus Stop

15-min. walk

2

Sanzen-in Temple

Hours: 9:00-17:00 (Mar. - Oct.)
8:30-17:00 (Nov.)
9:00-16:30 (Dec. - Feb.)
Admission: 700 yen
Tel:075-744-2531

2-min. walk

3

Jikko-in Temple

Hours: 9:00-17:00
Admission: 600 yen
Tel:075-744-3341

3-min. walk

4

Hosen-in Temple

Hours: 9:00-17:00
Admission: 800 yen
(green tea and confectionery
is included.)
Tel:075-744-2409

20-min. walk

5

Ohara Bus Stop

1 hr. by Kyoto Bus No.17

Goal

Kyoto Station



Sanzen-in Temple

Ohara-Kurama Hiking Course

This walk begins on the west side of the historical village of Ohara. From the serene silence of Jakko-in Temple, visitors enter the mountains, passing in front of Ebumi Shrine, and walk over the Ebumi Ridge to the village of Shizuhara. From here the path leads over another ridge to the old village of Kurama

where visitors can relax in an outdoor Onsen, shop for vegetable pickle delicacies or simply marvel at the greenery and fresh air.

Ohara→(20 min.)→Jakko-in Temple→(60 min.)→
Ebumi Pass→(25 min.)→Shizuhara→(30 min.)→
Yakkozaka→(20 min.)→Kurama

Course 7 Kurama & Kibune

This course leads you through the valleys of Kyoto from Kurama-dera Temple to Kifune-jinja Shrine. You take the Eizan Railways train from Demachi Yanagi up to Kurama Station. Here, the souvenir stalls are decorated with images of a strange goblin-like creature or Tengu, standing out alongside rows of quiet rustic dwellings. Continue along the narrow old streets and into the trees up to Yuki-jinja Shrine, where on October 22 the area comes to life for the sparkling Kurama Fire Festival—one of Kyoto's most famous. You continue hiking on upwards, following a beautiful trail up to Kurama-dera Temple. On the way down, stop at the small Oku-no-in Maoden Temple before continuing to Kifune-jinja Shrine, dedicated to the God of Water, the deity worshipped for centuries by farmers. If you are feeling tired, there's a bus that will take you to Kibune, up to Kibune-guchi.

On your way back, you stop off at Kurama Onsen, where you can soak in the open-air bath while gazing at the misty Kurama mountains in the distance. Around you, weary hikers relax in contented silence before returning home.

Recommended Course

Half-Day Course

Start

Kyoto Station

30 min. by bus No.4 or 17

1

Demachi Yanagi Station

30 min. by Eizan Railway

2

Kurama Station

5-min. walk

3

**Kurama-dera Temple
Sammon Gate**

15-min. walk

4

Yuki-jinja Shrine

15-min. walk

Admission: Free
Tel: 075-741-1670



Kurama-dera Temple

5

Kurama-dera Temple

Hours: 9:00-16:30
Admission: 200 yen, plus
another 200 yen to enter
the Reiho-den (9:00-16:00)
Tel: 075-741-2003

25-min. walk

6

Ki-no-ne-michi

15-min. walk

7

Kifune-jinja Shrine

Hours: 9:00-16:30
Admission: Free
Tel: 075-741-2016

40-min. walk or 5 min. by bus

8

Kibune-guchi Station

30 min. by train

9

Demachi Yanagi Station

30 min. by bus No.4 or 17

Goal

Kyoto Station

— The Home of "Tengu" and the God of Water Shrine



①-⑨ Correspond to Page 36.



Kifune-jinja Shrine

©JTA

From JR Kyoto Station, take the short train ride to JR Inari Station. Enter the vast complex of Fushimi Inari Taisha Shrine dedicated to the guardian deity Inari, which is often portrayed in the physical form of a fox. All around you, people stand before the shrines and countless stone foxes praying for success in business or protection from disaster. You continue up the path through the thousands of red Torii gates (Shrine gates) stretching before you like a colorful tunnel against the green, up the winding trail of Mt. Inari. Weary hikers take a rest leaning against one of the red Torii, or more pleasantly at one of the tiny teahouses along the way.

Head over to Tofukuji Temple and cross the gentle stream by the Tsutenkyo Bridge (Bridge to Heaven). Especially beautiful in the autumn shade, this famous little area is often filled with maple leaf watchers towards the end of October. Continue along to Hojo Garden and then onto Sennyuji Temple, in front of which the bus leaves to take you back to Kyoto Station.

Recommended Course

Half-Day Course

Start
JR Kyoto Station

5 min. by JR Nara Line

1
JR Inari Station

5-min. walk

2
Fushimi Inari Taisha Shrine

Admission: Free
Tel: 075-641-7331

5-min. walk

3
Sembon Torii (Shrine gates)

10-min. walk

4
Fushimi Inari Station

2 min. by train

5
Tobakaido Station

10-min. walk

6
Tofukuji Temple

Hours: 9:00-16:00 (Apr.-Oct.)
8:30-16:00 (Nov.)
9:00-15:30 (Dec.-Mar.)

Admission: Free
(Hojo Garden, Tsutenkyo Bridge 400 yen each)
Tel: 075-561-0087

30-min. walk

7
Sennyuji Temple

Hours: 9:00-16:30 (Mar.-Nov.)
9:00-16:00 (Dec.-Feb.)
Admission: 500 yen
Tel: 075-561-1551

15-min. walk

8
Sennyuji-michi Bus Stop

15 min. by bus No.208

Goal
Kyoto Station

Fushimi Inari Taisha Shrine

©JTA

und the Shrine with a Vermilion Tunnel of Torii Gates



①-⑧ Correspond to Page 38.



Tofukuji Temple

Fushimi Inari Taisha Shrine

The head shrine of more than 30,000 Inari shrines throughout Japan, Fushimi Inari Taisha Shrine is one of the oldest in Kyoto. Enshrining the god of good harvests and good business, the shrine is crowded with people during the New Year and on the first day of each month.

A. This course takes you far out of the city and up to the rugged Japan Sea Coast. Get off at Amanohashidate Station for one of the top three scenic spots in Japan—Amanohashidate.

A white sand bar lined with pine trees stretches elegantly across the bay, giving this magical place its name the Bridge to Heaven. Walk through the shadows of the pines, cool in the gentle breeze blowing across the bay, then return by boat on the still blue waters to the most famous spot—Kasamatsu Park. Copy the many other tourists as they turn away from the bridge, bend over and look through their legs, and you are met with the famous illusion of the bridge winding its way to heaven. Take a leisurely stroll back to the station where you can take your pick from the many hot springs and soak in a steaming outdoor bath before continuing on to the old Edo Period town of Miyazu.

B. Not far from Miyazu Station is Miyazu Catholic Church. Built in the Meiji Period, this Roman-style church looks distinctly European, until you enter its dimly lit chapel and see the floor around the altar is all Japanese tatami. (There's no sightseeing allowed when a Mass is being held.) Back out in the sunlight, you are once again whisked back in time to the Edo Era. The homes of wealthy merchants are perfectly preserved as an informative example of the life of a merchant in feudal Japan. Only Mikami-ke House, however, is open to the public.

Recommended Course A

Half-Day Course

Start Kita-Kinki Tango Railway
Amanohashidate Station

5-min. walk

1 Kaisen Bridge

10-min. walk

2 Amanohashidate Park

30-min. walk

3 Motoise Kono-jinja Shrine

5 min. by Cable car

4 Kasamatsu Park

1-hr. walk

Goal Amanohashidate Station



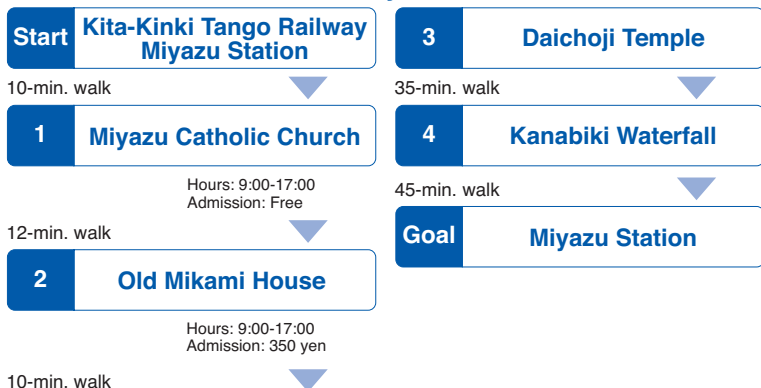
①-④ Correspond to Page 40.

Man's Top Three Scenic Spots to Old Edo Period Town

Pick up some local souvenirs or stop for a cup of bitter green tea at one of the traditional shops in the town before heading up to Daichoji Temple for a stunning view of Amanohashidate. Before evening falls, head over to Kanabiki Waterfall—one of Japan's top 100, splendid in the autumn colors of the surrounding trees—and then return tired and content in the gathering darkness.

Recommended Course B

Half-Day Course



①-④ Correspond to Page 41.

This course starts a short walk from Uji Station beyond the huge, imposing wooden gates of the Kambayashi Memorial Museum. Old pine trees shade the small wooden building, towering over the low, dimly lit entrance in this little corner tucked away from the busy shopping street. From here, you walk along old streets lined with teashops, and only teashops, where the smells of the many kinds of tea roasting in the open air mingle together on the gentle breeze. Stop at one of the small restaurants for some tea-flavored noodles and ice cream, before entering the magnificent Byodo-in, a designated World Heritage Site. The main hall, featured on the 10-yen coin, is the focus of the crowds, each person trying to get the perfect shot in front of the pond.

Continue down along the tree-lined river bank to Taiho-an, the Municipal Tea House, then cross the elegant red wooden bridge to the largest stone pagoda in Japan. Built in 1286, this 13-stage pagoda stands tall on the small sandy island surrounded by the rapids of the Uji River which you cross again, over to Koshoji Temple, where photographers and artists gather in the midst of autumn to capture the red maples around the temple. Continue to the beautiful temple grounds of Eshin-in Temple, then to Asahiyaki Pottery to admire the local crafts. From here you stop by Uji-jinja Shrine, then cross the road to the Uji Chapters Monument, celebrating the ten chapters of *The Tale of the Genji* set here in Uji. Next, head up the paved path to Ujikami-jinja Shrine where the old man selling shrine charms by the entrance explains in a hushed voice that the shrine is a perfect example of traditional shrine architecture, and hands you pamphlets containing its colorful history. From here, walk down the shady tree-lined road to the Tale of Genji Museum, dedicated to the famous epic novel written by Murasaki Shikibu. Stop for a brief rest at Hashidera Temple before crossing Uji Bridge and strolling back to the station.



①-⑱ Correspond to Page 43.

The Tale of the Genji Country

Recommended Course

Half-Day Course

Start **JR Kyoto Station**

17 min. by train (JR Nara Line)

1 **JR Uji Station**

5-min. walk

2 **Kambayashi Memorial Museum**

5-min. walk

3 **Byodo-in Temple**

Hours: 8:30-17:30 (Garden)
9:00-17:00 (Hoshokan Museum)
Enter by 15 min before each closing time.
Admission: 600 yen
(include admission to Hoshokan)
Tel:0774-21-2861

5-min. walk

4 **Taiho-an
(The Municipal Tea House)**

2-min. walk

5 **Stone Pagoda**

5-min. walk

6 **Ujigawa Senjin Monument**

3-min. walk

7 **Uji Chapters Monument**

10-min. walk

8 **Koshoji Temple**

5-min. walk

9 **Eshin-in Temple**

1-min. walk

10 **Asahiyaki Pottery**

5-min. walk

11 **Uji-jinja Shrine**

1-min. walk

12 **Ujikami-jinja Shrine**

3-min. walk

13 **The Tale of Genji Museum**

Hours: 9:00-17:00
Admission: 500 yen
Tel:0774-39-9300
Closed: Mon. &
New year holiday

30-min. walk

14 **Mimurotoji Temple**

Hours: 8:30-16:30 (Apr.-Oct)
8:30-16:00 (Nov.-Mar.)
Closed: Dec.29-31
Admission: 500 yen
Tel:0774-21-2067

30-min. walk

15 **Hashidera Temple**

3-min. walk

16 **Uji Bridge**

10-min. walk

17 **JR Uji Station**

17 min. by train (JR Nara Line)

Goal **JR Kyoto Station**



Byodo-in Temple

Course 11 Miyama

Two hours north of the bustle of the Old Capital lie the charming, sleepy rural villages of Miyama-cho. The traditional art of thatch, now a dying art in most parts of rural Japan, is very much alive here, especially in the North Village, which has been designated a national preservation site. You spend a relaxing morning wandering the villages and admiring the heavily thatched houses, from where friendly locals appear with a smile as they tend to their immaculately kept gardens. Stop at Miyama-cho Nature and Culture Village where you can try your hand at the local pottery or making Washi, the exquisite hand-made paper of this area, before stopping at one of the relaxing Onsen (hot spring) for a long bath and for a taste of the perfectly presented local cuisine as you look out over the rolling hills of this secret corner of Kyoto. Stop in one of the village shops to pick up some of the local vegetables, grown in beautiful natural surroundings on the sloping hills, before saying your good-byes to the friendly faces that pass you on the little streets and returning relaxed and refreshed through the picturesque mountain passes to the bustle of the city.



②-⑧ Correspond to Page 45.

Around the Rural Villages of Thatched Houses

Recommended Course

One-Day Course



Miyama-cho Nature and Culture Village



Kayabukino Sato, Kitamura

©JTA

Course 12 Oyamazaki & Mt. Tenno

This course starts at the Oyamazaki Museum of History, which is in walking distance from both JR Yamazaki Station and Hankyu Oyamazaki Station. The museum is the perfect introduction of the history and culture of Oyamazaki before you head over to Myoki-an and its famous tea house Tai-an. Designated as a National Treasure, simple structure and peaceful grounds of the tea house invokes a feeling of tranquil stillness. Just next door is the Rikyu Hachimangu Shrine, from where you can head north up to Asahi Beer Oyamazaki Villa Museum. This beautiful villa houses owns works by famous artists and craftsmen including Monet.

From here, take a short rest at Hoshakuji Temple before start climbing up Mt. Tenno. Before reaching the summit, stop at Hata Tate Matsu pine trees from where you can take a breathtaking view of the surrounding area. As you reach the summit, you will see the unusual sight of three rivers, Katsuragawa, Kamogawa and Ujigawa merging into one and becoming the Yodogawa River that runs all the way to Osaka.

On the way down of the mountain stop at Kannonji Temple before you start the long walk through the old, yet busy streets up to the beautifully kept Shoryuji Castle Park and ruins. Take a short break inside one of the welcoming restaurants on your way to Nagaokakyo Station, the main link between Kyoto and Osaka.

As an option, you can also visit Suntory Yamazaki Distillery just north of Yamazaki Station.



Shoryuji Castle Park



Hata Tate Matsu Pine Trees

The Area Abundant in History and Folklore

Recommended Course

One-Day Course

Start **JR Kyoto Station**

15 min. by train (JR Tokaido Line) ▼

1 **JR Yamazaki Station**

5-min. walk ▼

2 **Oyamazaki Museum of History**

Hours: 9:30-17:00
Closed: Mon.
Admission: 200 yen
Tel: 075-952-6288

5-min. walk ▼

3 **Myoki-an**

Admission: 1,000 yen
Closed: Mon. & Wed.
(To visit Myoki-an, application by a reply postal card is required one month before)
Tel: 075-956-0103

5-min. walk ▼

4 **Rikyu Hachimangu Shrine**

Admission: Free
Tel: 075-956-0218

15-min. walk ▼

5 **Asahi Beer Oyamazaki Villa Museum**

Hours: 10:00-17:00
Closed: Mon.
Admission: 900 yen
Tel: 075-957-3123

5-min. walk ▼

6 **Hoshakuji Temple**

Hours: 9:00-16:00
Admission: 400 yen
Tel: 075-956-0047

20-min. walk ▼

7 **Hata Tate Matsu Pine Trees**

18-min. walk ▼

8 **Summit of Mt. Tenno**

30-min. walk ▼

9 **Kannonji Temple**

Hours: 9:00-17:00
Admission: Free
Tel: 075-956-0016

45-min. walk ▼

10 **Shoryuji Castle Park**

10-min. walk ▼

11 **JR Nagaokakyo Station**

15 min. by train (JR Tokaido Line) ▼

Goal **JR Kyoto Station**



Asahi Beer Oyamazaki Villa Museum

Asahi Beer Oyamazaki Villa Museum

Built in the Showa Period, this traditional English-style villa has now been converted into a beautiful art museum. The museum holds many Impressionist works, including Monet's famous 'Water Lily', and also many elegant ceramics, originally in the possession of Asahi Beer's founding president Tamesaburo Yamamoto. On the second floor is a coffee shop where you can enjoy coffee, tea or juice, inside or out in the fresh air on the balcony. Halfway up Mt. Tenno is one of Yamazaki's most famous temples – Hoshakuji Temple. It is famous for housing the 'Uchide no Kozuchi' (The Lucky Mallet) which, according to legend, the Emperor Shomu received from the Dragon King, and from this the temple earned its name meaning 'Temple of Treasure.' In the grounds is one of Japan's many Important Cultural Assets, a 3-story Pagoda characteristic in style of the Azuchi - Momoyama Period.

Course 12 Oyamazaki & Mt. Tenno



The Area Abundant in History and Folklore



Kannonji Temple



Oyamazaki Museum of History

Nara Park is within walking distance of both JR Nara Station and Kintetsu Nara Station. It's the perfect place for a relaxing stroll and to discover the heart of Japanese culture with its countless shrines, temples and museums, which take you back through the history of this ancient capital.

You start your walk in the grounds of Kofukuji Temple. The five-story pagoda stands tall over the temple grounds, providing a perfect backdrop for your photographs of the tranquil Sarusawaik Pond. As you continue up into the vast Nara Park, deer happily grazing wander up to you begging for Deer Cracker (Shikasenbei) as you continue on up to the Great Buddha of Todaiji Temple. The huge statue stares down at you in the smoky hall, as all around you people throw coins into the huge boxes placed below the Buddha's giant feet and join their hands in prayer. You feel as if you've traveled back centuries.

Before you wind your way down to admire the priceless Buddhist treasures of Nara National Museum, you stop by Nigatsudo Hall, famous for its Water Drawing Ceremony in March when all the temple is ablaze with the flames of roaring torches carried ceremoniously by the monks. Not far away is the colorful and grand Kasuga Taisha Shrine, where February and August the thousands of stone lanterns on the approach to the shrine are lit in one of Nara's most famous festivals. Other popular festivals in Nara include the great Grass Burning Festival on Wakakusayama Hill in January and the Deer Antler Cutting ceremony held in Deer enclosure in October. On your way back to the station, you can drop by the famous gardens of



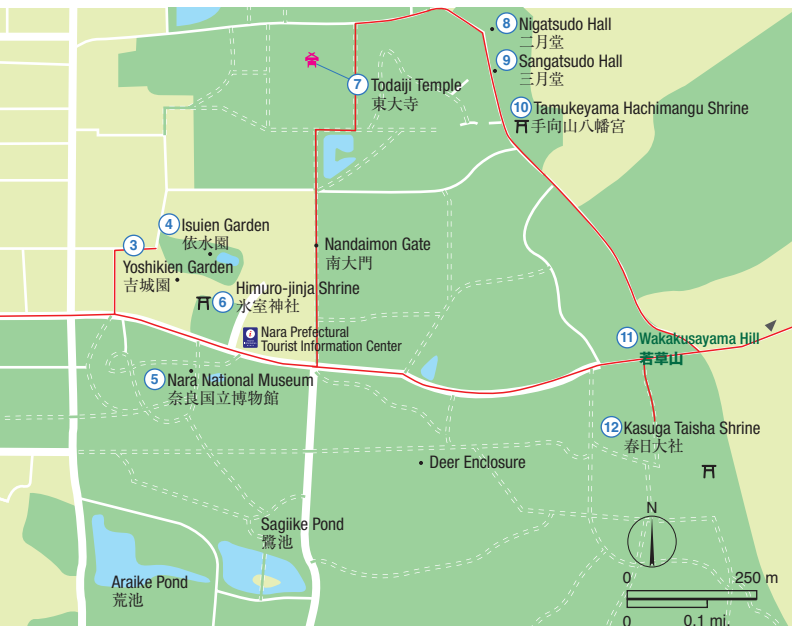
The Ancient Capital with Dignified Great Buddha

Isuien and Yoshikien, then stroll down the old narrow backstreets of Nara-machi, the shadows of the simple wooden houses growing longer as lanterns are lit in the falling dusk.

Recommended Course

One-Day Course

Start	JR Nara Station	7	Todaiji Temple
10-min. walk			Hours: 7:30-17:30(Apr. - Sep.) 7:30-17:00(Oct.) 8:00-16:30(Nov. - Feb.) 8:00-17:00(Mar.) Admission: 500 yen Tel: 0742-22-5511
1	Kintetsu Nara Station		
4-min. walk			
2	Kofukuji Temple	8-min. walk	
5-min. walk		8	Nigatsudo Hall
3	Yoshikien Garden	5-min. walk	
2-min. walk		9	Sangatsudo Hall
4	Isuien Garden	2-min. walk	
5-min. walk		10	Tamukeyama Hachimangu Shrine
5	Nara National Museum	5-min. walk	
3-min. walk		11	Wakakusayama Hill
6	Himuro-jinja Shrine	10-min. walk	
8-min. walk		12	Kasuga Taisha Shrine
		30-min. walk	
		Goal	JR Nara Station



①-⑫ Correspond to Page 50-51.

Course 14 Hikone Castle & Lake Biwa

From Kyoto Station, it takes 50 minutes to reach the charming castle town of Hikone. Hikone Castle, one of the four castles designated as National Treasures (the others being Himeji, Inuyama and Matsumoto Castle), stands proudly over the town, inviting you to enter its heavy wooden doors. Inside the castle, you climb to the top floor where you are greeted with a breathtaking view of Lake Biwa, the largest lake in Japan. Take an hour or so to wander around inside the castle, now a museum detailing the history of this majestic structure, before heading to Genkyu-en, an exquisite Chinese-style garden where you can relax in the delicate surroundings.

Take in the old atmosphere of the town with a walk down Yume Kyobashi Castle Road, an authentic looking replica of a typical street in an Edo Period castle town, an insight into 'Old Hikone', where you can buy traditional souvenirs and sweets or just browse in the doorways with the many other tourists.

To cool down in the heat of summer, head over to the lakeside. If you can make it through the crowds, take a swim in the cool waters of the lake, before jumping on a boat at Hikone Port for a relaxing ride around the tiny Chikubushima Island, a charming nature spot in the center of the lake complete with Hogenji Temple and Chikubushima-jinja Shrine. (The boat ride runs daily, and weekends between December and 2nd Saturday of March)

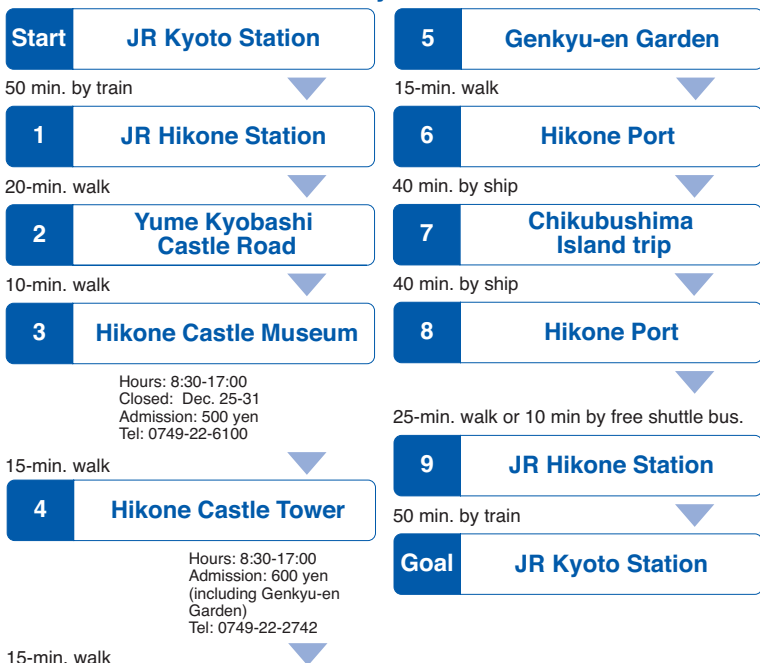
Back in Hikone, stop at one of the small traditional restaurants before making your way back to the station.



The Charming Castle Town by Japan's Largest Lake

Recommended Course

One-Day Course



Genkyu-en Garden

©Yasufumi Nishi



Hikone Castle Tower

©JTA

Other Options

Yume Kyobashi Akari Gallery

Hours: 9:30-17:30

Tel: 0749-27-5501

Closed: Tue. (when Tue. falls on a national holiday, it is open and closed the following day)

Haiyu-kan

Hours: 9:00-17:00

Closed: Tue. (when Tue. falls on a national holiday, it is open and closed the following day) & Dec. 29-Jan. 3

Admission: Free

Tel: 0749-22-6849

Course 15 Minami, Osaka

Osaka is divided into two lively, vibrant areas, the Kita (northern) and Minami (southern) areas. In the Kita area, you'll find shopping streets packed with huge, brightly lit stores and scores of people moving at a dizzying pace through the many arcades. However, it's in the Minami district that the bustling, vibrant character of Osaka can be seen, smelt and heard.

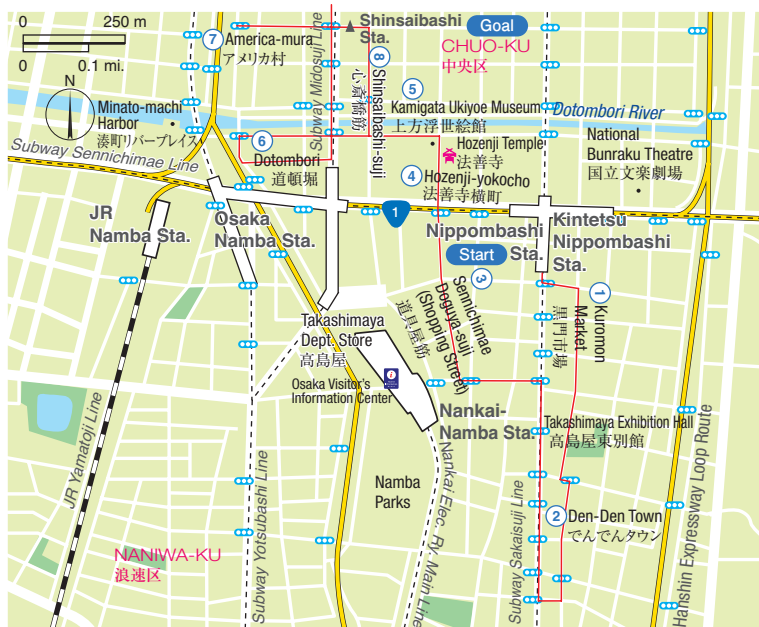
Go due south from Nippombashi Station and head over to the Kuromon Market. There, you'll be overwhelmed by the myriad tastes and smells coming from lively stalls selling foods from all over the world.

The stallholders call out in the typical, cheerful Osaka style, urging you to purchase some of their bizarre-looking and -smelling items.

A little further down, past Takashimaya Exhibition Hall, is Den-Den Town. This is the place to haggle for electrical bargains. From here, back to the street, to the west of Kuromon Market, you will find Sennichimae Doguya-suji. Traders in this street sell everything you need to turn your purchases from Kuromon Market into an exquisite meal. There's also a dazzling array of pots and utensils, and even plastic food.

Stroll down the narrow, dimly lit alleys of Hozenji-yokocho for a taste of old Osaka, then visit the Kamigata Ukiyoe Museum, where beautiful woodblock prints depicting life in Japan are on display, before heading off to the Dotombori area. The various foods and reasonably-priced restaurants surrounding you here are sure to make you hungry.

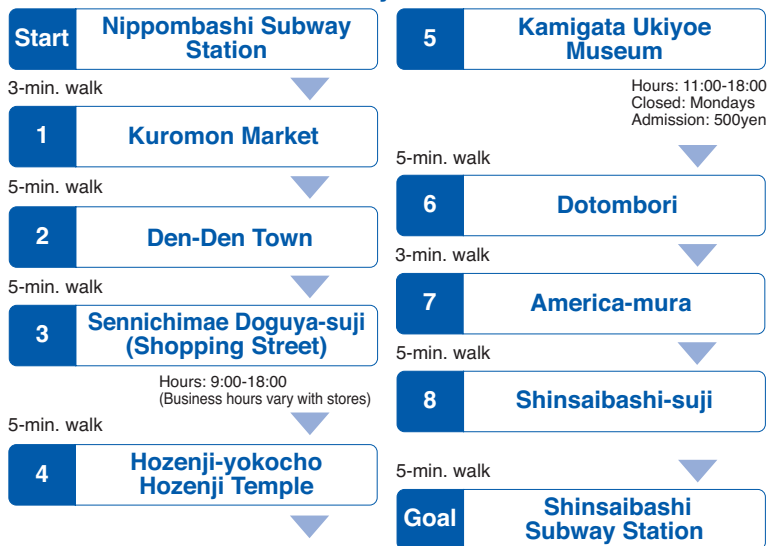
To end your day course, take a stroll and go shopping around the trendy America-mura and Shinsaibashi precincts.



The Area Exuding Vibrant Character of Osaka

Recommended Course

One-Day Course



Kuromon Market



Hozenji-yokocho

©Osaka Government Tourism Bureau

National Bunraku Theatre

This is home of "Kamigata" performing arts – "Bunraku" puppetry, "Gagaku" traditional Japanese music, and other art forms. The theater also contains Bunraku exhibition rooms and archives relating to the traditional performing arts.

Tel: 06-6212-2531

<http://www.ntj.jac.go.jp>

Get off at Subway or Kintetsu Railway Nippombashi Sta. (Exit No.7)

Course 16 Around Osaka Castle

This course takes you on a historical journey through the streets of old Osaka, a stark contrast to the gleaming modern office blocks and department stores that surround you at every corner. From JR Osakajo-koen Station just in front of the castle park, it's only a short walk to the Osaka Castle Main Tower, which is a proud authentic-looking structure on the very grounds where the original castle once stood, and houses many cultural assets. In this area also lie the Ruins of Naniwanomiya, the remains of the old palace proudly preserved as a park.

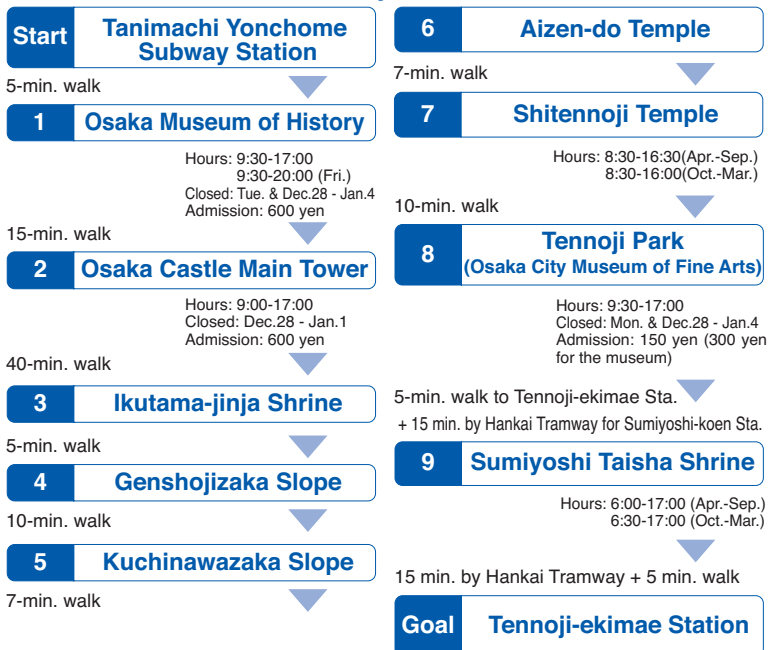
You stroll around in the warm sunshine before heading to the nearby Osaka Museum of History where each floor transports you back to a different era in Osaka's long, vibrant life.

Continue down the old backstreets towards Ikutama-jinja Shrine, then south down Genshojizaka Slope, Aizenzaka Slope, and all the way along this famous historical road known as Tennoji-nana-saka (seven slopes) lined with old dwellings.

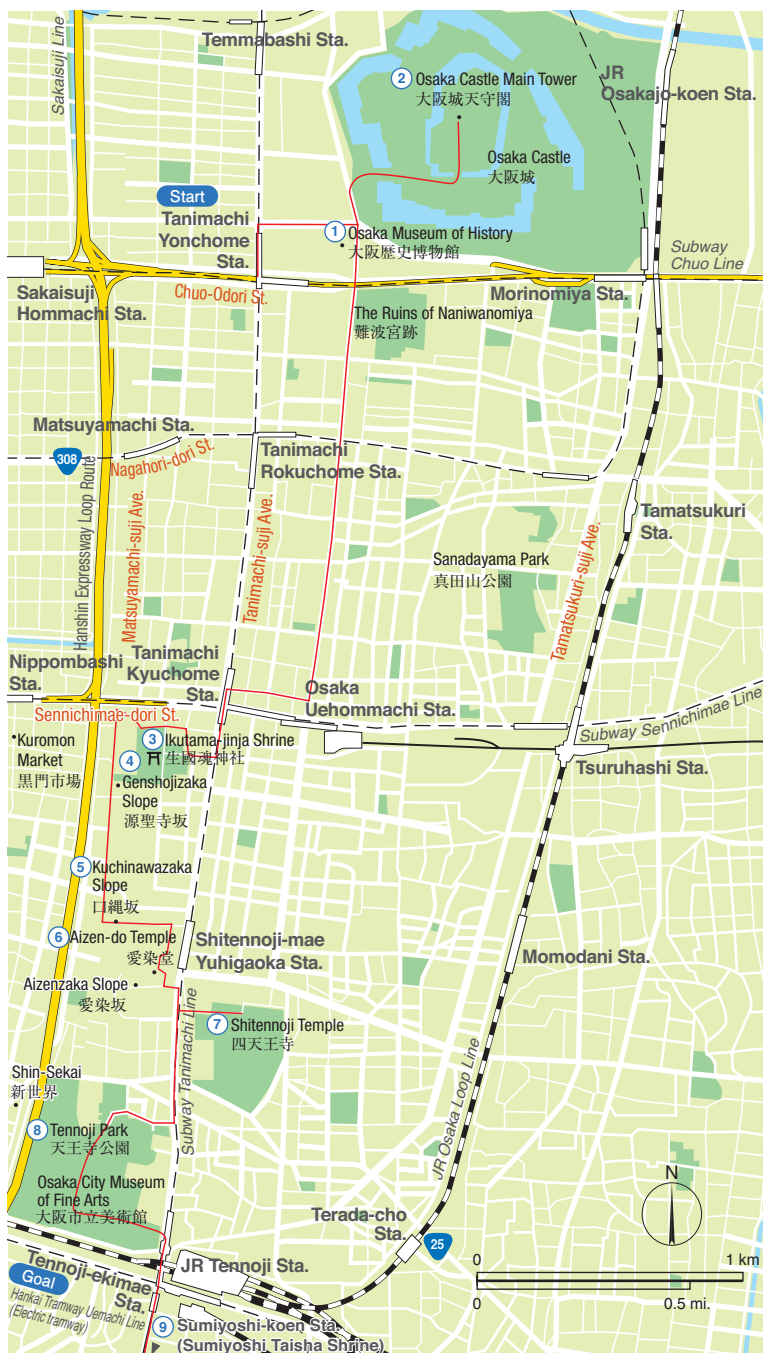
As you enter Shitennoji Temple and walk to Japan's oldest Buddhist temple, Shitennoji Temple built in 593, you head down to the Osaka City Museum of Fine Arts, taking a detour through Shin-Sekai, (lit. New World) passing old, tasteful shops, restaurants and establishments, an echo of their former days as the proud forerunners of sweeping modernization. The retro shopping arcades are the places where the true Osakan character is most visible. You are sure to meet some interesting characters as you browse around the cheap stalls and take in the vibrant atmosphere, before going to Sumiyoshi Taisha Shrine with its elegant red bridge crossing the still ponds.

Recommended Course

One-Day Course



Osaka's Historical Site



This course takes you to the vibrant, gleaming port city of Kobe, where the city's long history of international trade has created a cosmopolitan atmosphere.

From Sannomiya Station the hub station of the city, take a short walk through the busy streets to Ikuta-jinja Shrine, and stop for a local beer and wine or to pick up some local souvenirs at the Kitano Meister Garden. Then head over to the vast 20,000-sq.m. Soraku-en Garden, a stunning example of Japanese landscape. From here, continue to explore for traditional Asian architecture - Kantei-byo Mausoleum, a Chinese temple, and Honganji Kobe Betsuin Temple, a splendid Indian Buddhist style structure, before heading to the shopping streets of Motomachi. Continue to the huge red gate marking the Chinatown Nankin-machi. The sights, sounds and smells will lure you to the many stalls lining the colorful streets. From here, head down to the Former Foreign Settlement of Kobe, where you will be suddenly transported to west. You can almost see the European merchants of long ago.

Walk down to the Harborland - a myriad of shops, restaurants and amusement spots - before pausing at the somber Port Kobe Earthquake Memorial Park, a memorial to the thousands killed in the Great Hanshin-Awaji Earthquake of 1995. Catch the train to nearby Nada Station to see more about the devastating earthquake at the Hanshin Awaji Earthquake Memorial Museum and the Disaster Reduction and Human Renovation Institution. While you are in Nada, you can also see the Hyogo Prefectural Museum of Art and the Sawanotsuru Sake Museum, to learn about the famous local sake and its traditional brewing methods, which exemplify the deep historical ties between Nada's sake breweries and Kobe's past and present.



①-⑬ Correspond to Page 59.

Gleaming Port City with Cosmopolitan Atmosphere

Recommended Course

One-Day Course

Start	Sannomiya Station	10	Flower Road
5-min. walk		15-min. walk	
1	Ikuta-jinja Shrine	11	Meriken Park (Port of Kobe Earthquake Memorial Park / Kobe Port Tower)
5-min. walk		15-min. walk	
2	Kitano Meister Garden	12	Harborland
Hours: 10:00-18:00 Closed: 3rd Tue. of each month & Dec.28 - Jan.3 Admission: Free Tel:078-221-6868		7-min. walk	
12-min. walk		13	JR Kobe Station
3	Soraku-en Garden	6 min. by train	
Hours: 9:00-17:00 Closed: Thu. and Dec.29 - Jan.3 Admission: 300 yen Tel:078-351-5155		14	JR Nada Station
20-min. walk		20-min. walk	
4	Suwayama Park / Venus Bridge	15	Sawanotsuru Sake Museum
25-min. walk		Hours: 10:00-16:00 Closed: Wed., Bon holiday & New year holiday Admission: Free Tel:078-882-7788	
5	Kantei-byo Mausoleum	15-min. walk	
5-min. walk		16	Disaster Reduction and Human Renovation Institution
6	Honganji Kobe Betsuin Temple	Hours: 9:30-17:30(Oct.-June.) 9:30-18:00(Jul.-Sep.) 9:30-19:00 for Fridays and Saturdays Closed: Mon. & Dec.31 - Jan.1 Admission: 600 yen Tel:078-262-5050	
5-min. walk		5-min. walk	
7	Motomachi Shopping Mall	17	Hyogo Prefectural Museum of Art
10-min. walk		Hours: 10:00-18:00 Closed: Mon. & New year holiday Admission: 510 yen for permanent exhibition Tel:078-262-0901	
8	Nankin-machi (Chinatown)	10-min. walk	
7-min. walk		Goal	JR Nada Station
9	The Former Foreign Settlement of Kobe		
5-min. walk			



14-17 Correspond to Page 59.

Course 18 Arima

Along with Dogo and Shirahama, Arima is one of Japan's three oldest and most famous hot springs. Take the bus from Sannomiya Station to Arima Onsen Bus Stop. Browse in the old, wooden souvenir shops on Taiko Street on your way to the beautiful Tsuzumigataki Waterfall Park. Its thunderous sounds echo through the trees as the sun lights the surrounding leaves in ethereal radiance. Take the Ropeway up above the trees for a stunning view of this ancient town littered with old temples and hot spring hotels, which seem to be everywhere, on all the streets and hillsides.

Stop by Gokurakuji Temple and Tansan-Sengen Park before reaching Gin-no-Yu (silver water spa), famous for its waters high carbonic acid and radium content. Head up Negaizaka Slope to Taiko-no-yudono Museum where you can learn all about the history and culture of this traditional resort in this tastefully designed building, before stopping at Kin-no-Yu (gold water spa) to bathe your tired feet in its iron-rich reddish water, or if you have time, soak in its steaming therapeutic waters.

From here, head up Tsuesutezaka Slope to Zuihoji Park. Away from the busy roads and hotels you can sit in the tranquility of the season surrounded by the pinks of spring, the lush greens of summer or the crisp browns and oranges of autumn.

You can also hike from Mt. Rokko to Arima Onsen or vice versa. Climbing the slopes of Mt. Rokko in the dusk, you reach the summit by nightfall where you are greeted with one of Japan's best night views—the shimmering lights of the port of Kobe and its sparkling city.



One of Japan's Oldest "Onsen" Hot Springs

Recommended Course

One-Day Course

Start Sannomiya Station

40 min. by Hankyu or Shinkai Bus /
30 min. by JR Bus Arima Express

1 Arima Onsen Bus Stop

20-min. walk

2 Tsuzumigataki Waterfall Park

5-min. walk

3 Rokko Arima Ropeway Arima Station

13 min. by ropeway

4 Rokkosancho Station

13 min. by ropeway

5 Rokko Arima Ropeway Arima Station

10-min. walk

6 Tansan-Sengen Park

5-min. walk

7 Gin-no-Yu

1-min. walk

8 Arima's Gallery

1-min. walk

9 Taiko-no-Yudono Museum

3-min. walk

10 Kin-no-Yu

1-min. walk

11 Taiko St.

20-min. walk

12 Zuihoji Park

25-min. walk

Goal Arima Onsen Bus Stop



Arima Onsen

©KOBE CONVENTION & VISITORS ASSOCIATION



Tsuzumigataki fall

©KOBE CONVENTION & VISITORS ASSOCIATION

Ryokan(Japanese-style inns) at Arima Onsen

①Arima Gyoen

Room rate: 15,000 yen and up
Tel: 078-904-3737

②Kosenkaku

Room rate: 19,000 yen and up
Tel: 078-904-0731

③Arima View Hotel Urara

Room rate: 19,000 yen and up
Tel: 078-904-2295

④Taketoritei Maruyama

Room rate: 24,300 yen and up
Tel: 078-904-0631

*②~④:available for groups
of 2 or more

From JR Himeji Shinkansen Station, it's only a short walk to the famous Himeji-jo Castle, affectionately known as the White Heron. As you approach the castle, the sweeping eaves of the huge white structure seem to swoop down and off up high into the air—a white bird soaring against the deep blue sky. From the castle you look out of the narrow wooden windows over the castle park towards the modern city of Himeji, a contrast of two eras.

As you walk around inside the main hall, you half expect a samurai warrior to stealthily appear, as you climb the same dark narrow staircases that took the warriors up to their lords in centuries gone by.

Back into the bright daylight you stroll through the park to the beautiful landscape Koko-en Garden. Here you kneel on the viewing platforms and stare out into the stillness of the gardens, the seasons gently changing before you as the carp-filled ponds ripple in the breeze.

From here, it's a short walk to the red brick Himeji City Museum of Art which houses works by European and local Japanese artists, and the Hyogo Prefectural Museum of History, a striking modern structure which displays the history of the surrounding areas. As dusk falls, you join the other weary overseas visitors on the bus back to the station.

Recommended Course

One-Day Course

Start

JR Himeji Station

15-min. walk

1

Koko-en Garden

Hours: 9:00-17:00 (Sep. - Mid. of Apr.)
9:00-18:00 (Mid. of Apr. - Aug.31)
Closed: Dec. 29 - 30
Admission: 300 yen, 720 yen for
Himeji-jo castle combined ticket
Tel: 079-289-4120

5-min. walk

2

Himeji-jo Castle

Hours: 9:00-16:00
9:00-17:00 (Apr.27-Aug.31)
Closed: Dec. 29 - 30
Admission: 600 yen
Tel: 079-285-1146

10-min. walk

3

**Himeji City
Museum of Art**

Hours: 10:00-17:00
Closed: Mon. (open when
Mon. falls on a national holiday
and closed the following day)
& Dec. 25 - Jan. 5
Admission: 200 yen
Tel: 079-222-2288

3-min. walk

4

**Hyogo Prefectural
Museum of History**

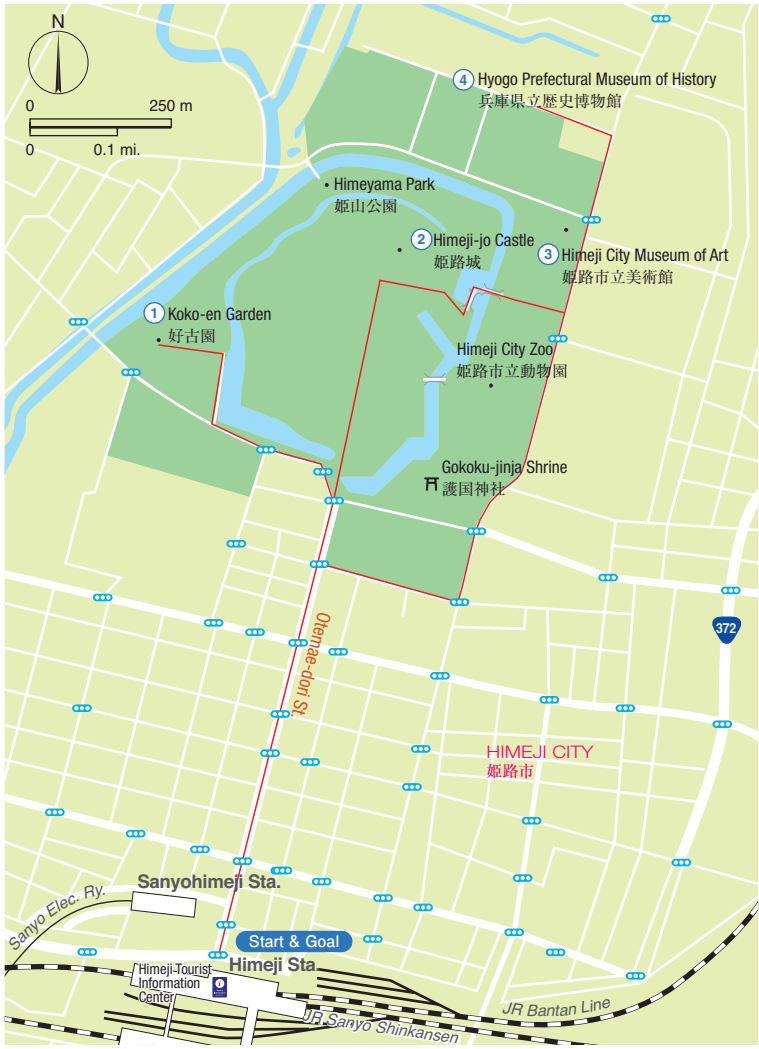
Hours: 10:00-17:00
Closed: Mon. (open when
Mon. falls on a national holiday
and closed the following day)
& Dec. 29 - Jan. 3
Admission: 210 yen
Tel: 079-288-9011

20-min. walk or 8 min by bus

Goal

JR Himeji Station

Majestic "White Heron" Soaring against the Blue Sky



①-④ Correspond to Page 62.



Himeji-jo Castle
(©Himeji Convention&Visitors Bureau)



Himeji City Museum of Art

Course 20 Koyasan

This course takes you way up high into the mists, to the spiritual mountains of Koyasan. Hundreds of temples and shrines nestle on the summit, shrouded in mist and secrecy as they have been for over 1000 years. Koyasan is the seat of the Shingon Esoteric Buddhism tradition which was established here, 900 meters above sea level on these mysterious mountaintops by Kobo Daishi Kukai.

Take the cable car up through the deep forests to Koyasan Station then ride the bus packed with pilgrims up to Oku-no-in. Pass through the dark cemetery lined with thousands of tombs surrounded by tall cedars, shading the graves from the light in the early morning mist.

Continue to the head temple of the Shingon sect. Sohonzan Kongobuji Temple, where faithful pilgrims crowd the large grounds of this ancient holy site. Continue to the colorful Danjogaran, its majestic red eaves contrasting with the deep blue sky. From here, head over to Reihokan, a museum housing national treasures, pictures and scrolls of religious importance. Come out of here into the late afternoon sun and queue with the faithful for a bus back to the station.

Alternatively, you head to one of the many temples offering lodgings. Here, you experience temple life complete with vegetarian temple food and a tranquil Japanese garden behind the light sliding paper doors. Relax in the hot bath before falling asleep in the serene stillness as night falls over the mountains. The next day, wake early to the tolling of the temple bell, the start of a day to stroll the wooded mountainsides and discover the smaller temples hidden away from the crowds.



The Spiritual Mountains of Koyasan

Recommended Course

One-Day Course

Start Cable Car Koyasan Station

21 min. by bus

1 Oku-no-in

10 min. by bus or
50-min. walk

2 Kongobuji Temple

Hours: 8:30-17:00
Admission: 500 yen

5-min. walk

3 Danjogaran Complex

Hours: 8:30-17:00
Admission: Kondo 200 yen
Kompon-daito 200 yen

5-min. walk

4 Reihokan Treasure House

Hours: 8:30-17:30 (May-Oct.)
8:30-17:00 (Nov.-Apr.)
Admission: 600 yen

15-min. walk

5 Senjuin-bashi Bus Stop

11 min. by bus

Goal Cable Car Koyasan Station



Kongobuji Temple ©JTA



Danjogaran Complex ©JTA

Useful Information

Lodging

There are 52 Buddhist temples to accommodate the visitors with the traditional custom and manner in the mountain. Each temple is called Shukubo and welcomes you with full hospitality. The Shukubo has traditional lodging rooms with shoji, tatami, and fusuma doors, and a backyard garden with a tiny pond and Bonsai trees. Of interest (for staying) are futon bed, classical furo bath, hibachi heater, and zabuton cushion. You must stay at least one night.

Room rate : 9,500 yen and up
Reservation can be made at Koyasan Tourist information center.
TEL: 0736-56-2616

URL: <http://eng.shukubo.net>

Food

A traditional vegetarian, gourmet food is called Shojin-ryori in Japanese. It is skillfully cooked with-out any use of meat, fish, onions or garlic.

Special Events

The Aoba Matsuri is a festival held on June 15 to celebrate the birth of Kobo Daishi.

A more interesting festival is the Rousoku Matsuri (Candle light Festival), which is held on August 13.

Course 21 Kumano-kodo

Travel deep into the mountains, through the dark, damp green forests, over moss-covered stones, up into the swirling mists, up onto the Ancient Road of Kumano. This course takes you in the footsteps of Emperors and countless others who since the Heian Period have made this same pilgrimage to Kumano Hongu Taisha Shrine.

The vast shrine complex is surrounded by dark, imposing trees, towering high above the majestic roofs. Through the mists, you hear the sound of coins being dropped into wooden boxes followed by the echo of clapping as worshippers bow their heads and pray to the heavenly Gods. From here, follow the ancient route lined with small shrines and statues, to the remains of the ancient Kumano Hongu Taisha Shrine at Oyunohara, marked with an impressive torii gate and a backdrop of intense beauty.

You spend the night at one of the nearby Onsen (hot spring resort), choosing from the three most famous: Yunomine, Wataze or Kawayu. Here, you relax in steaming open-air baths, the steam rising over the mist-covered hills as the day draws to a close.

The next day, you wake early and catch the bus or taxi up to Hosshimmon-oji Shrine midway along the ancient Nakahechi Trail from where, deep in the forests, you begin a three-hour walk back down to Kumano Hongu Taisha Shrine.



Ancient Road to Grand Shrine of Kumano

Recommended Course

Three-Day Course

Start

**Kumano Hongu
Onsen**

1st night
20 min. by bus

1

Hosshimmon-oji Shrine

30-min. walk

2

Mizunomi-oji Shrine

40-min. walk

3

Fushigami-oji Shrine

20-min. walk

4

Sangenjaya-ato

35-min. walk

5

Haraido-oji Shrine

3-min. walk

6

**Kumano Hongu
Taisha Shrine**

1.5 hrs. by bus

7

JR Shingu Station

30-min. by train or bus.

8

Katsuura Onsen

2nd night

3-4 hrs. by train

Goal

Kyoto/Osaka/Kobe/Nagoya



Kumano-kodo

©Tanabe City Kumano Tourism Bureau

Course 22 Awaji to Iya Valley

It's a spectacular bus trip across the Akashi Kaikyo Bridge; high above the blue Seto Inland Sea that takes you to the beautiful Awaji Island. You can spend a day leisurely strolling around the beautiful flower parks or swimming at one of the beautiful beaches dotted around the coast. Stop at Awaji-shi in the north of the island to see the Nojima Fault, a preserved fault of the huge earthquake in 1995. The modern science complex also has an earthquake memorial park and other reminders of the tragedy that struck this tranquil island. From here, head south to Minamiawaji-shi. Onaruto Bridge Promenade is called the 'Gateway to Shikoku' and crosses you over fast swirling whirlpools to the warm island of Shikoku. You arrive in Naruto, and make your way to Otsuka Museum of Art where you can spend hours admiring the variety of works and glorious wall paintings. Come out into the warm sunlight and stop by Ryozenji Temple, the first temple on the grueling pilgrimage around Shikoku's 88 holy temples. All around you, pilgrims dressed from head to toe in white robes pray for divine help and inspiration as they start their long journey around the island. You are taken back to Europe when you visit the Naruto German House, a European-style building built in commemoration of the German prisoners of war interned here during World War I. After visiting Gokurakuji Temple, the second on the 88-temple trail, head further down the prefecture to one of Japan's best-kept secrets of unspoilt beauty – Iya Valley.

Tree-covered cliffs rise hundreds of meters in the air, rocky streams run through ravines and waterfalls flow down smooth cliffs into the winding Iya River. Stop for a relaxing soak in Iyakei Onsen not far from the Manikin Piss, an interesting statue precariously placed on the edge of a monstrous cliff, before plucking up the courage to cross the Kazura Bridge. The vine bridge sways perilously in the air above the river as you ease yourself across to the safety of the other side. With its many hot springs and guesthouses, this valley is a tranquil place to spend a night, before waking early to the shimmering mist and heading back to Honshu.



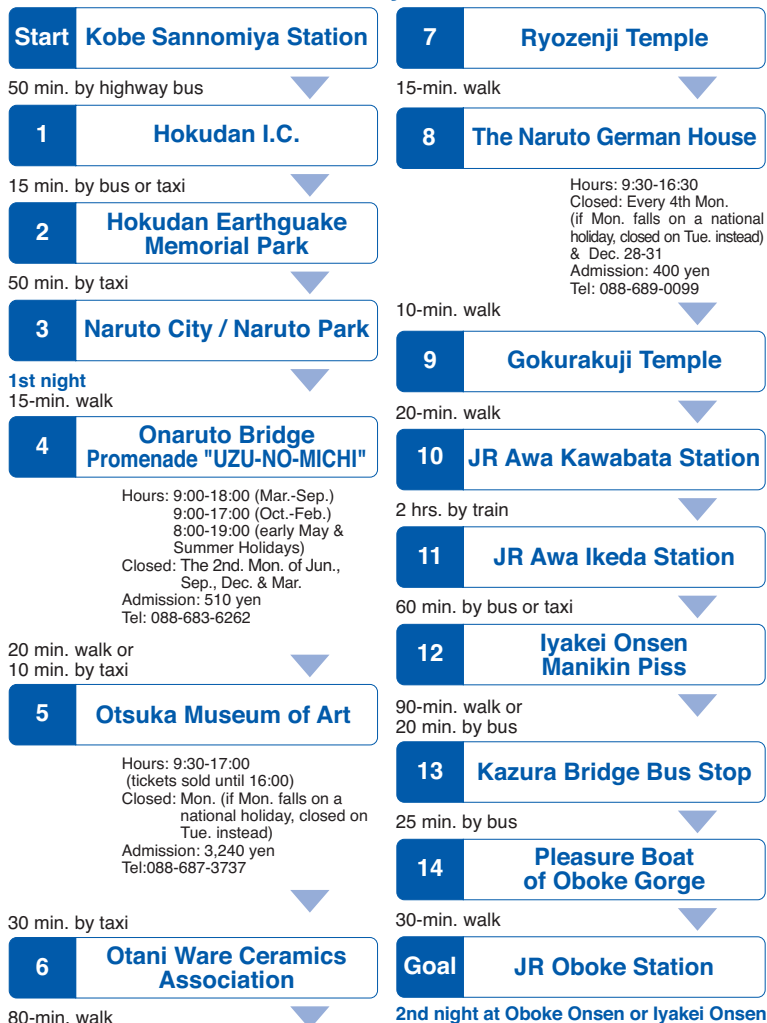
Manikin Piss



Naruto Whirlpools

Recommended Course

Three-Day Course



Course 22 Awaji to Iya Valley



←
HOKUDAN TOWN



←
IYAKEI

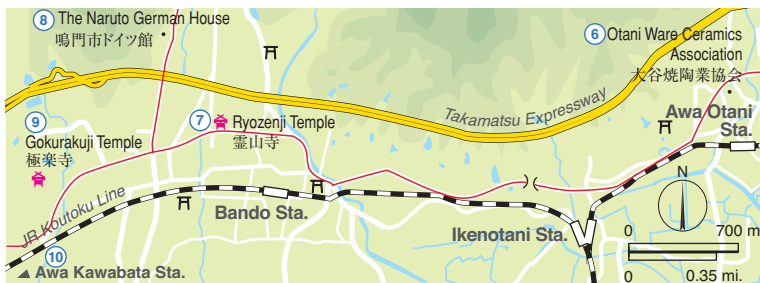
Islands of Natural Beauty



▼ **NARUTO**



▼ **Around Bando Sta.**



①, ③-⑭ Correspond to Page 69.

This relaxing 2-day course from Kyoto takes you down to southern Mie, an area of breathtaking coastlines and natural beauty. From Ise-shi Station, it's only a short walk to one of the many shrine halls that make up the most famous and revered shrine in all of Japan, Ise-jingu Shrine. Geku (outer shrine) is mystical in the early morning mist, standing quietly among the age-old trees of the surrounding deep green forest. As pilgrims have done for centuries, you head down to Naiku (inner shrine) through Oharai-machi. You wander through the old streets taking a rest at one of the many traditional tea shops that line the narrow streets before choosing a local souvenir from the tiny shops selling wooden toys and simple lacquer ware. Stroll into the Okage-yokocho area and you stumble back over 100 years. The area ambitiously replicated as a town from the Edo through Meiji Eras would be quite convincing were it not for the many tourists crowding the tiny shop fronts. Continue and cross the Ujibashi Bridge over the Isuzu River to enter the holy precincts of Naiku where you lose the crowds for a moment as you enter the deep forest before arriving at the main hall. On the way back to the station, stop off at one of the many restaurants offering the famous local cuisine of lobsters, oysters and delicious fresh fish from the Pacific.

From Ise, continue by the Kintetsu line on to Toba, the home of cultured pearls. Head straight to Mikimoto Pearl Island in time for the entertaining diving demonstrations by the women pearl divers of Toba, then stroll around the museum taking in the history and culture of this sparkling region. From here, it's a short walk to the huge Toba Aquarium where you are dazzled by the countless fishes and animals of all colors and sizes. A few minutes from Kashikojima Station you arrive at the boarding point for the magical 'España Cruise.' 'Esperansa', designed like a 16th-century Spanish sailing ship, takes you on a delightful 50-minute cruise around the windswept islands of Ago Bay, stopping at the Shinju (pearl) Model Factory. (Note: The 4:30 p.m. departure doesn't stop at the factory. Service only available between March 21 and October 31.) After your relaxing cruise, take a short stroll around the peaceful Maruyama Park and a break from all things maritime, before visiting Shima Marineland where all kinds of creatures in huge tanks surround you. You feel you are deep under the ocean, alone in another world as you pass along the dimly lit route. From Shimayokoyama Station, hiking up Yokoyama through blooming azaleas to the observation platform is also an option. From here you get a different angle on Ago Bay, one of waves crashing against stunning coastline, the deep blue ocean stretching out to the horizon 203 meters below. On your way back to Kashikojima Station, cross the Kashikojima Bridge for a stunning night view across the bay.

The Grand Shrines of Ise to Home of Cultured Pearls



ISE

①-④ Correspond to Page 74.



Ise-jingu Shrine Geku ©JTA

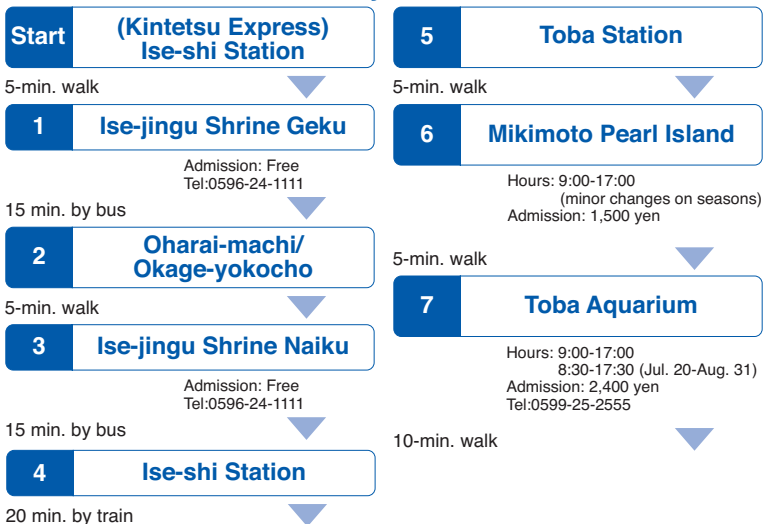


Shima

Course 23 Ise & Shima

Recommended Course

One-Day Course*



TOBA

⑤-⑦ Correspond to Page 74.

The Grand Shrines of Ise to Home of Cultured Pearls



SHIMA

⑧~⑫ Correspond to Page 75.

A. From Fukui Station it takes 40 minutes by bus to reach one of the most spiritual places in Japan – Eiheiji Temple. Established about 770 years ago, this large temple complex is the headquarters of the Soto sect of Zen Buddhism and home to about 200 monks who live a strict, spiritual life, meditating daily as part of a rigorous training program. Here you can sit alongside the monks and take part in one of the Zazen practice sessions. Enter the mysterious, dimly lit Zen hall surrounded by the hazy scent of incense, and prepare your cushion and sit cross-legged. Try to empty your mind for sometime, however it will feel like ever under the watchful eyes of the head monk. Stumble out of the hall into daylight and do a little souvenir shopping to stretch your legs in one of the shops around the temple selling local noodles, sweets and incense. If your legs are up to it, you can also try Sutra copying (Shakyo). Facing small table in silence with brush and ink, diligently try copying the complicated characters. (Reservations necessary)

B. Head out to the Sea of Japan coast for the next part of the course. 15 minutes by train from Fukui Station you will arrive at Awara Onsen Station. Then it's a 40-minute bus ride to the magnificent rare cliffs of Tojimbo. Huge cliffs extend for 1 km along the coastline is known as one of the top three places in the world of rare rock configuration, (the other two are in Norway and Korea), attract tourists and geologists who come to admire and study this rarefied natural monument of scenic beauty. The best way to see these rocks is from the pleasure boat cruise which will take you deep into the shadows of the rock pillars and around the small islands just off the coast. Back on land, take some time to stroll around the small shops selling local produce (mainly seafood), sweets and crafts. Also, not far from Tojimbo is the esplanade where stones engraved with poems and haiku line the tree-covered route, making for a cultural walk through the beautiful greenery – a pleasant contrast to the coastline attractions.



Eiheiji Temple

©JTA

Japan's Most Spiritual Places and Magnificent Cliffs

Recommended Course A

One-Day Course*

Start **Fukui Station**

40 min. by bus

1 **Eiheiji Mon-mae Bus Stop**

1-min. walk

2 **Eiheiji Temple**

Hours: 8:30-17:00 (May-Oct.)
 8:30-16:30 (Nov.-Apr.)
 Admission: 500 yen
 Tel: 0776-63-3102

1-min. walk

3 **Eiheiji Bus Stop**

40 min. by bus

Goal **Fukui Station**

* You need to stay overnight if you start from
 Kyoto or Osaka.



Eiheiji Temple Area

①-③ Correspond to Page 77.

Recommended Course B

One-Day Course*

Start JR Awara Onsen Station

Goal JR Awara Onsen Station

40 min. by bus

1 Yuhodo-guchi Bus Stop
(Promenade Entrance)

2-min. walk

2 Ariso Promenade

15-min. walk

3 Tojimbo

45-min. walk

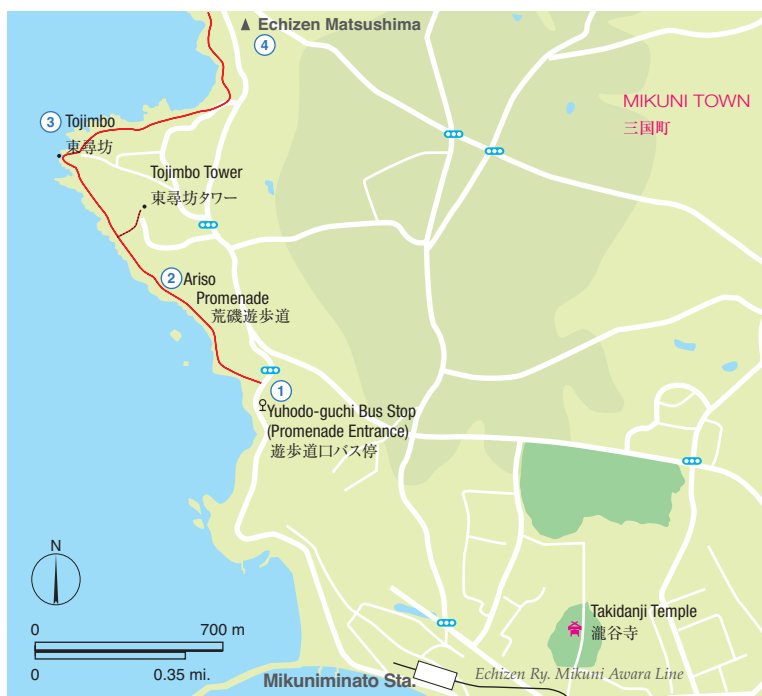
4 Echizen Matsushima

40 min. by bus

* You need to stay overnight if you start from Kyoto or Osaka.



Tojimbo



TOJIMBO

①-④ Correspond to Page 78.

Japan's Most Spiritual Places and Magnificent Cliffs



FUKUI Pref.

Other Options

**Echizen Bamboo Doll Village
(Echizen Take-ningyo-no-sato)**

Hours: 9:00-16:30
 Closed: Dec. 26-31
 Admission: 300 yen
 Access: Get off at Echizen Railway
 Eiheijiguchi Sta. and take Keifuku bus
 to Echizen Take-ningyo-no-sato Bus Stop.

Fukui Prefectural Pottery Museum

Hours: 9:00-17:00
 Closed: Mon. & Dec. 28-Jan. 4
 Admission: 200 yen
 Tel: 0778-32-2174
 Access: Take Fukutetsu bus from JR Takefu Sta.
 to Togeimuraguchi Bus Stop.

Free Travel Information and Language Assistance

Tourist Information Center (TIC) of Japan National Tourism Organization is your helping hand while in Japan. Its services range from providing travel information and free literature on Japan to offering suggestions on tour itineraries.

Shin Tokyo Building 1F, 3-3-1 Marunouchi, Chiyoda-ku, Tokyo
100-0005 Tel. 03-3201-3331
Open from 9 a.m. to 5 p.m. (Closed: Jan.1)



Tourist Information Centers (Narita International Airport):

Terminal 1:

Arrival Fl., Passenger Terminal 1 Bldg.,
Narita International Airport, Chiba 282-0011
Tel. 0476-30-3383
Open from 8 a.m. to 8 p.m. every day year-round

Terminal 2:

Arrival Fl., Passenger Terminal 2 Bldg.,
Narita International Airport, Chiba 282-0004
Tel. 0476-34-5877
Open from 8 a.m. to 8 p.m. every day year-round

JNTO Japan National Tourism Organization
日本政府観光局 (JNTO)
<http://www.jnto.go.jp>
<http://m.japan.travel> (Smart Devices)

Overseas Offices

Toronto:	481 University Avenue, Suite 306, Toronto, ON M5G 2E9, Canada	Tel: 416-366-7140
Los Angeles:	340 E. 2nd Street, Little Tokyo Plaza, Suite 302 Los Angeles, CA 90012 U.S.A.	Tel: 213-623-1952
New York:	One Grand Central Place, 60 East 42nd Street, Suite 448, New York, NY 10165 U.S.A.	Tel: 212-757-5640
Paris:	4, rue de Ventadour 75001 Paris, France	Tel: 01-42-96-20-29
Frankfurt:	Kaiserstrasse 11, 60311 Frankfurt am Main, Germany	Tel: 069-20353
Moscow:	3rd Floor, 5, Bryanskaya Street, Moscow, Russia	Tel: 495-995-0120
London:	1st Floor, 28 Leman Street, London, E1 8ER, U.K.	Tel: 020-7398-5670
Sydney:	Suite 1, Level 4, 56 Clarence Street, Sydney NSW 2000 Australia	Tel: 02-9279-2177
Beijing:	Beijing Fortune Bldg., Suite 410 5 Dong San Huan Bei Lu Chao Yang District, Beijing 100004 China	Tel: 010-6590-8568
Hong Kong:	Unit 807-809, 8/F., Prosperity Millennium Plaza, 663 King's Road, North Point, Hong Kong	Tel: 2968-5688
Shanghai:	Room 2111, Shanghai International Trade Centre., 2201, West Yan An Road, Shanghai 200336, China	Tel: 021-5466-2808
Jakarta:	Summitmas I, 2F, Jalan Jenderal Sudirman, Kav. 61-62, Jakarta 12190, Indonesia	Tel: 21-252-0742
Seoul:	Hotel President 2F 188-3, Eulchiro 1-ga, Jung-gu, Seoul, Korea	Tel: 02-777-8601
Singapore:	16 Raffles Quay, #15-09 Hong Leong Building, Singapore 048581	Tel: 6223-8205
Bangkok:	10th Floor Unit 1016, Serm-Mit Tower, 159 Sukhumvit 21Rd, Bangkok 10110, Thailand	Tel: 02-261-3525

