

Practical Travel Guide - 810

# CONTEMPORARY ARCHITECTURE IN JAPAN



①–③ correspond to those on the map on pages 7/8 & 8/8.

A: Name	C: Comment	E: Open Hours
B: Purpose	D: Address	F: Access

## Tadao Ando

### Profile

1986 New Entrants Award from the Ministry of Education Artistic Recognition Committee  
 1989 Gold Medal Prize from the French Architectural Committee  
 1993 Japan Artistic Academy Award  
 1994 Grand Prize from the Japan Artistic Committee  
 1995 Pritzker Architecture Prize from the Hyatt Foundation, U.S.A.  
 1997 RIBA Gold Medal from RIBA, England.  
 2002 AIA Gold Medal from AIA, U.S.A.  
 2005 UIA Gold Medal from International Union of Architects  
 2010 Gold Medal Prize from the John F. Kennedy Center  
 2013 Grand Officer, Order of the star, Italy.

### ① Tokyo Area

**A:** Omotesando Hills (2006) (表参道ヒルズ)  
**B:** Complex (shops, restaurants, event space and apartments)  
**C:** This complex was built in 2006 along a 250-meter section of Omotesando street, and blends in with the natural surroundings. However, its construction aroused controversy, since the building replaced the Dojunkai Aoyama Apartments built in 1927, which symbolized revival after the great Kanto Earthquake of 1923 in the Omotesando area. The destruction of the old apartments raised questions about Japan's commitment to preserving historic buildings, and there was resistance from local landowners who were concerned that Andoh's buildings were too fashionable for the area. However, Andoh created a gentle spiraling slope inside the new building to provide barrier-free access to the shops that line it. There is a garden on the roof of the apartments, and the building is kept low to match the row of Keyaki trees that stand along Omotesando street. A part of the Dojunkai Aoyama Apartment still remains in Omotesando Hills.  
**D:** 4-12-10, Jingu-mae, Shibuya-ku, Tokyo  
 Tel: (03)3497-0310  
 URL: <http://www.omotesandohills.com>  
**E:** Mon. to Sat. from 11:00 (Shops till 21:00, Restaurants till 23:30, Cafe till 22:30) Sun. from 11:00 (Shops till 20:00, Restaurants till 22:30, Cafe till 21:30)  
**F:** 2 min. on foot from Omotesando Station on Ginza, Hanzomon or Chiyoda Subway Line

### ② Tokyo Area

**A:** La Collezione (1989) (ラ・コレツィオーネ)  
**B:** Event Space  
**C:** A rare example of Andoh's work that can be found in Tokyo. While the exterior is plain concrete, the halls are used for wedding receptions and the like. Multi-purpose spaces inside the building have full glass windows, giving the feeling of a totally open and free atmosphere.  
**D:** 6-1-3, Minami-Aoyama, Minato-ku, Tokyo  
 Tel: (03)5468-1825  
 URL: <http://www.lacollezionet.net/>  
**E:** Varies according to the events.  
**F:** 5-min. walk from Omotesando Sta. on Subway Ginza, Hanzomon or Chiyoda Line.

### ③ Kyoto Area

**A:** Garden of Fine Art, Kyoto (1994) (京都府立陶板名画の庭)  
**B:** Open-air art museum  
**C:** The structure is built with plain concrete without any color. There is no roof, so you do not feel like you are inside a building. The structure involves the world's first three-dimensional corridor-style garden of paintings, made of slopes overlapping throughout the entire space from the ground floor down to the two basement floors.  
**D:** Shimogamo Hangi-cho, Sakyo-ku, Kyoto City, Kyoto Pref.  
 Tel: (075)724-2188 Fax: (075)724-2189  
 URL: <http://www.kyoto-toban-hp.or.jp/>  
**E:** 9:00–17:00 (Enter before 16:30)  
 Closed: Dec. 28–Jan. 4  
**F:** 3-min. walk from Kitayama Sta. Exit No. 3 on Subway Karasuma Line. Admission: ¥100

### ④ Osaka Area

**A:** Shiba Ryotaro Memorial Museum (2001) (司馬遼太郎記念館)  
**B:** Museum of Ryotaro Shiba's works  
**C:** Received the B.C.S Award in 2003. The Museum, about Ryotaro Shiba who is one of the most famous novelists in Japan, consists of two parts, Ryotaro Shiba's house and newly built museum designed by Tadao Andoh. It was designed to harmonize the environment around the museum where located at residential street.  
**D:** 3-11-18 Shimokosaka, Higashiosaka-city, Osaka Pref. Tel: (06)6726-3860 Fax. (03)6726-3856  
**E:** 10:00–17:00  
 Closed: Mon. (if Mon. falls on national holiday, the following day.)  
**F:** 8-min. walk from Yaenosato Sta. (30-min. from Shin-Osaka Sta.) on Kintetsu Line.

### ⑤ Shikoku Kagawa Area

**A:** Benesse Art Site Naoshima (1992) (ベネッセ・アートサイト直島)  
**B:** Museum & Accommodation facility (Benesse House), Art House (Minami-dera)  
**C:** Received the B.C.S Award in 1994. A third of the total area of the small island of Naoshima, surrounded by the Seto Inland Sea, is taken up by Benesse Art Site Naoshima. Mr. Andoh designed Benesse House, Chichu Art Museum, and Minami-dera which compose the core facilities. Benesse House is a functional complex consisting of a hotel and an art museum created under the theme of "coexistence of nature, art and architecture." It stands on a hill surrounded by the Seto Inland Sea in three directions. The sea and smaller islands can be viewed from every guest room. There are also permanent exhibits of modern artwork from around the world in the gallery of Benesse House and dispersed among the natural surrounding outdoors.  
**D:** Naoshima-cho, Kagawa-gun, Kagawa Pref.  
 URL: <http://www.benesse-artsite.jp/>  
**E:** Benesse House: 8:00–21:00 Open daily. Enter 1 hr. before closing time.  
 Chichu Art Museum: 10:00–17:00 (–18:00 Mar.–Sep.) Enter 1 hr. before closing time.  
 Art House: 10:00–16:30  
 Chichu Art Museum and Art House are closed on Mon. (open when Mon. falls on a national holiday.)  
**F:** Ferry from Takamatsu Port of Kagawa Prefecture for Naoshima Miyanoura Port (Shikoku Kisen).  
 Ferry from Uno Port of Okayama Prefecture for Naoshima Miyanoura Port (Shikoku Kisen).

Ferry from Uno Port of Okayama Prefecture for Naoshima Honmura Port (Shikoku Kisen).

(Shikoku Kisen Co., Ltd. (087)821-5100)

Admission: ¥1,030 (Benesse House)

¥2,060 (Chichu Art Museum)

¥410 (Art House)

\*If you lodge in Benesse House, you will be able to enter Benesse House Museum for free.

### Kisho Kurokawa

#### Profile

- 1986 Gold Medal Award from the French Academy of Architecture
- 1988 Richard Neutra Award from California State Polytechnic Univ, U.S.A.
- 1989 Gold Medal of Architecture from French Academy of Architecture
- 1992 The 48th Japan Art Academy Award
- 1997 AIA Los Angeles Pacific Rim Award
- 2002 The International CITIES Award for Excellence, Spain
- 2003 Dedalo Minosse International Prize for commissioning a building.
- 2005 Shungdu Friendship Award, China (2005)
- 2006 Internastional Architecture Award from the Chicago Athenaeum Museum, U.S.A.

#### 7 Tokyo Area

**A:** The National Art Center, Tokyo (2007) (国立新美術館)

**B:** Art museum, museum shop, restaurant and cafe

**C:** This is the largest national museum in Japan and it was built for exhibiting art, collecting art information and popularizing art. The concept is a "museum in the forest." The entrance lobby is in the 21-meter high atrium, where there is a ticket counter, information desk and lockers. The see-through elevators, escalators and stairs lead to foyers in front of the galleries. The restaurant and cafe located in the upper part of the atrium offer views of the garden greenery, atrium and foyers. An auditorium (capacity: 350 persons), an art library, a lecture room and galleries are located on the third floor which also has a courtyard.

**D:** 7-22-2, Roppongi, Minato-ku, Tokyo

Tel: 03-5777-8600 (NTT Hello Dial)

URL: <http://www.nact.jp/>

**E:** Sun. to Mon 10:00–18:00 (Fri. till 20:00); Last entry 30 min. before closing time.

Closed: Tue. (when Tue. falls on a national holiday, closed the next day), the year-end and New Year Holiday

**F:** in front of Exit No. 6 of Nogizaka Station on Chiyoda Subway Line 5 min. on foot from Roppongi Station on Hibiya or Toei Oedo Subway Line

#### 8 Saitama Area

**A:** The Museum of Modern Art, Saitama (1982–) (埼玉県立近代美術館)

**B:** Art museum

**C:** Received the 24th Business Construction Association Prize (BCS Award) in 1983. The art museum is located within a park, and with its overall height much suppressed to blend in with the trees in the boulevard. It is a piece of architecture that presents a symbiosis with nature and the park. The interior of the museum is illuminated by the natural light coming through the clerestory windows located on top of the central atrium. The structure of the building is a lattice-like beams-columns construction.

**D:** 9-30-1, Tokiwa, Urawa-ku, Saitama City, Saitama Pref.

Tel: (048)824-0111 Fax: (048)824-0119

URL: <http://www.pref.spec.ed.jp/momas/>

**E:** 10:00–17:30 (Enter by 17:00)

Closed: Mon. (Open when Mon. falls on a national holiday). Some Tue. for maintainance, the year-end & New Year's holiday.

**F:** 3-min. walk from West Exit of Kita-Urawa Sta. on JR Keihin-Tohoku Line.

Admission: Free (Admission is determined for each exhibition.)

### Arata Isozaki

#### Profile

1970 Special Award, Architectural Institute of Japan

1986 RIBA Gold Medal

1988 Arnold W. Brunner Memorial Prize, American Academy of Arts and Letters

1996 Golden Lion Award, Venice Biennale

1997 Spain Civilian Service Medal Cross Prize

#### 9 Ibaraki Area

**A:** Tsukuba Center Building (1983) (つくばセンタービル)

**B:** Commercial multi-purpose complex: Concert hall (Nova Hall), shopping street Ai-Ai mall, Okura Frontier Hotel Tsukuba, bus terminal, etc.

**C:** State-of-the-art modern architecture in a mixed use complex building, with a metropolitan outlook.

**D:** 1-10-1, Azuma, Tsukuba City, Ibaraki Pref.

TEL: (029)852-6789 (Tsukuba Information Center)

FAX: (029)852-5513

**E:** Varies according to facilities.

Closed: Varies according to facilities. Make inquiry to the information center for each individual facility.

**F:** Tsukuba Express (rail): Tsukuba Sta. 1-min. walk.

At JR Tsuchiura Sta., take bus and get off at Tsukuba Center. At JR Arakawaoki Sta., take bus and get off at Tsukuba Center. At Hitachinouchiku Sta. take bus and get off at Tsukuba Center.

Highway bus from Yaesu South Exit at Tokyo Sta. to Tsukuba Center.

#### 10 Kyoto Area

**A:** Kyoto Concert Hall (1995) (京都コンサートホール)

**B:** Concert hall (large hall / small hall)

**C:** It was built as one of the facilities to commemorate the 1200th anniversary of the city. Walk along a lengthy slope to get to the entrance hall located on the 2nd floor. As you progress along the slope, sequential scenes are exposed.

**D:** 1-26, Shimogamo Hangi-cho, Sakyo-ku, Kyoto City, Kyoto Pref.

TEL: (075)711-2980 FAX: (075)711-2955

URL: <http://www.kyotoconcerthall.org>

**E:** According to the concert performances.

Closed (Ticket counter): 1st and 3rd Mon. (the following day, if it falls on a national holiday) & Year-end, New Year's holidays.

**F:** 5-min. walk from Kitayama Sta. Exit Fw 1. on Subway Karasuma Line

Admission: Sightseeing and study tours are not allowed.

#### 11 Okayama Area

**A:** Nagi Museum of Contemporary Art and Library (1994) (奈義町現代美術館・図書館)

**B:** Art museum, Library

**C:** Known as "The third generation art museum that presents architecture and exhibition pieces unified in a semi-permanent state" or as "The Meditation Space" built to accommodate exhibition pieces that are not to be shown in conventional art museums. Thus it is said to be a piece of architecture that evolved from the joint creation of art and space of the artist and architect, an art museum born of the joint effort of both the architect and the artist; so to speak. The southern wing of the building, which is separated by the central courtyard, is used as the community library for Nagi-cho citizens.

**D:** 441, Toyosawa, Nagi-cho, Katsuta-gun, Okayama Pref.

TEL: (0868)36-5811 FAX: (0868)36-5855

URL: <http://www.town.nagi.okayama.jp/moca/>

**E:** 9:30–17:00 (Enter before 16:30)

Closed: Mon. (the following day, if it falls on a national holiday), the year-end and New Year's Holiday.

**F:** At JR Tsuyama Sta., take Chutetsu Bus and get off at "Nagi-cho Gendai Bijutsukan-mae" Bus Stop.

Admission: ¥700

#### 12 Oita Area

**A:** Toyonokuni Libraries for culture Resources (Oita Prefectural Public Library) (1995) (豊の国情報ライブラリー)

**B:** Multi-purpose complex (Library, Official document hall, Ancient history collection hall)

**C:** The general library encompasses the official document hall and the ancient history collection hall. Best known as “the room of 100 pillars,” an absolutely world-class unique space, which is actually created by the composition of 100 columns and a floating ceiling.

**D:** 14-1 Ojinishimachi, Oita City, Oita Pref.

Tel: (097)546-9972 (Library)

Fax: (097)546-9985 (Library)

URL: <http://library.pref.oita.jp/>

**E:** 9:00–17:00 (–20:00 on Tue.–Fri. in library)

Closed: Mon. (the following day, if it falls on a national holiday), the year-end and New Year’s Holiday.

**F:** 25-min. walk from JR Oita Sta.

15-min. walk from JR Nishi-Oita Sta.

Take Oita Kotsu Bus at JR Oita Sta., get off at Kenritsu-Toshokan-mae or Fuzoku-Tokubetsushien-gakko-mae Bus Stop.

Admission: Free

### Fumihiko Maki

Profile

1952 Bachelor of Architecture from the University of Tokyo

1985 Architectural Institute of Japan Award

1993 Pritzker Architecture Prize

1993 UIA Gold Medal

2001 Grand Prize of the Architectural Institute of Japan

2011 AIA Gold Medal Prize

#### 13 Tokyo Area

**A:** Hillside Terrace (1969–) (ヒルサイド テラス)

**B:** Mixed use apartment, commercial complex building

**C:** It is said to be a design that manipulates a whole street instead of a stand-alone building. The geometrical shape of the building, coupled with a pure white wall composition, leaves a great impression. Starting off with the Danish Embassy (designed by Fumihiko Maki), the public spaces, serene living quarters, creative shops and offices, they are each intertwined with playfulness to create a very unique space. Its size has continued to grow over the past 30 years or so and is still growing.

**D:** 18-8 Sarugaku-cho, Shibuya-ku, Tokyo

Tel: (03)5489-3705 Hillside Terrace General Information Office (10:00 – 18:00 / Closed: Mon.)

URL: <http://www.hillsideterrace.com> (Japanese only)

**E:** Inquire at each establishment for open hours.

**F:** 3-min. walk from Daikanyama Sta. on Tokyu Toyoko Line.

7-min. walk from Nakameguro Sta. on Subway Hibiya Line,

10-min. walk from JR Ebisu Sta.

#### 14 Kyoto Area

**A:** The National Museum of Modern Art, Kyoto (1986) (京都国立近代美術館)

**B:** Art museum

**C:** A museum designed with a plain geometrical form capped with a thin gable roof, and heavy stones give a classical feeling despite its modern exterior.

**D:** Enshoji-cho, Okazaki, Sakyo-ku, Kyoto City, Kyoto Pref.

Tel: (075)761-4111

URL: <http://www.momak.go.jp>

**E:** 9:30–17:00 (–20:00; Fri. of mid.-Apr. – mid.-Aug.) Enter 30 min. before closing time.

Closed: Mon. (the following day, if it falls on a national holiday) and Year-end, New year holidays.

**F:** Take Subway Tozai Line and get off at Higashiyama Sta. and walk 5 min.

At JR Kyoto Sta., take the city bus 5 and get off at Kyoto Kaikan Bijutsukan-mae Bus Stop.

At Hankyu Karasuma, Kawaramachi Sta., take the City Bus 5 and get off at Kyoto Kaikan Bijutsukan-mae Bus Stop.

Take City Bus 201–203 and get off at Higashiyama-Nijo and walk 5 min.

Admission: Varies according to exhibitions.

### Itsuko Hasegawa

Profile

1986 The Prize of the Architectural Institute of Japan, Japan Cultural Design Award and the Grand Prize of Proposal Design Competition for Shonandai Culture Center

1993 Grand Prize of the Proposal Design Competition for Niigata Municipal Cultural Hall and Area Development

2000 Japan Art Academy Award

2001 & 2008 BCS Award

#### 15 Toyama Area

**A:** Oshima Museum of Picture Books (1994) (射水市大島絵本館)

**B:** Picture Book Library (To promote picture book culture, Entrance Hall, Gallery, Meeting room, etc.)

**C:** On the left side of the Entrance Hall, there is a tea room, and from there, a slope extending out, which functions also as the exhibition gallery. The main theme of the building is “Feeling and experiencing,” “Making,” and “Teaching or telling.” In front of the building, there is a water feature which provides local citizens with enjoyment during the hot seasons.

**D:** 50, Tottori, Imizu City, Toyama Pref.

Tel: (0766)52-6780 Fax: (0766)52-6777

URL: <http://www.ehonkan.or.jp/english/index.html>

**E:** 9:30–17:30

Closed: Mon (the following day, if it falls on a national holiday). Dec. 28–Jan. 4.

**F:** 20 min. by taxi from JR Takaoka Sta.

30 min. by taxi from JR Toyama Sta.

5 min. by taxi from Kosugi Sta. or Etchu-daimon Sta. on Ainokaze Toyama Railway

Admission: ¥510

### Toyo Ito

Profile

1965 Bachelor of Architecture from the University of Tokyo

1984 Newcomer Award, Japan Architects Association

1986 Architectural Institute of Japan Award

1999 Japan Art Academy Award

2000 The title “Academician” from the International Academy of Architecture (IAA)

2002 World Architecture Awards

2006 RIBA Gold Medal

2013 Pritzker Architecture Prize

#### 16 Tokyo Area

**A:** Mikimoto Ginza 2 (2005) (ミキモトギンザ2)

**B:** Pearl boutique, fashion jewelry, cosmetics salon, cafe and restaurants

**C:** The unique windows of various shapes with pearl-pink walls attract massive attention even in Ginza. The owner is Mikimoto, a long-established pearl jewelry shop in Japan. The motif of the windows is the foam that pearls breathe in the sea and falling petals. The appearance tempts one to look into the shop with a sense of expectancy and mystery, like a jewelry box.

**D:** 2-4-12, Ginza, Chuo-ku, Tokyo

TEL: (03)3535-4611

URL: <http://www.mikimoto.com/en/stores/direct/ginza2/index.html>

**E:** 11:00–19:00 (Sun. & National holidays –19:00), Closed irregularly

**F:** 3 min. on foot from JR Yurakucho Station

4 min. on foot from Ginza Station on Marunouchi, Ginza or Hibiya Subway Line

#### 17 Kumamoto Area

**A:** Yatsushiro Municipal Museum (1992) (八代市立博物館未来の森ミュージアム)

**B:** Museum

**C:** To blend in with the rich natural surrounding, the space between the exhibition room on the 1st floor and the access road in front is designed with small green fields. The entrance hall is amplified with the

provision of a glass facade, and the storage spaces are tucked away like flying-saucer-like rooms floating in the air. The overall design emphasis is on the humane scale of the environment, with attention paid towards reducing the unnecessary hidden "heaviness" the building has on its natural surroundings.

**D:** 12-35, Nishi Matsuejo-machi, Yatsushiro City, Kumamoto Pref.

TEL: (0965)34-5555 Fax: (0965)33-9200

URL: <http://www.city.yatsushiro.kumamoto.jp/museum/index.jsp>

**E:** 9:00 – 17:00 (Enter before 16:30)

Closed: Mon. (the following day, If it falls on a national holiday), the day after a national holiday and Dec.29 – Jan. 3

**F:** At JR Kagoshima Honsen Yatsushiro Sta., take a bus and get off at Kensatsucho Homukyoku Hakubutsukan-mae.

Admission: ¥300

## Hiroshi Hara

### Profile

1986 Prize of Architectural Institute of Japan for Design

1988 Murano Togo Prize

1988 Suntory Arts and Science Prize

1991 First prize in the Design Competition for the Reconstruction of JR Kyoto Sta.

2003 BCS Award

2003 Grand Prize of Architectural Institute of Japan

### 18 Kyoto Area

**A:** JR Kyoto Sta. Building (1997) (JR京都駅ビル)

**B:** Train Station, Hotel, Commercial Complex, Theatre, Car Park

**C:** The train station building is used basically to handle the passengers coming through the station. The building exterior blends in with the ultra-modern cityscape. The space is designed with a huge concourse as the center and expanded in the shape of a "V." The largest matrix (man-made foundation) in Japan, was used in the construction of the building.

**D:** 901, Higashi, Karasuma-dori Shiokoji-sagaru, Shimogyo-ku, Kyoto City, Kyoto Pref.

TEL: (075)361-4401

URL: <http://www.kyoto-station-building.co.jp/>

**F:** Kyoto Sta.

### 19 Osaka Area

**A:** Shin Umeda City Building (1993) (新梅田シティ)

**B:** Commercial Complex (Offices, Shops, Show rooms, Event Hall, Cinemas, Hotel, etc.)

**C:** The first ever high-rise linked twin tower building in Japan. Umeda City is composed of Umeda Sky Building and Westin Hotel, Osaka. The building features a floating garden at 170 m above ground, which commands a fine panoramic view of the city of Osaka.

**D:** 1-1-88, Ooyodonaka, Kita-ku, Osaka City, Osaka Pref.

TEL: (06)6440-3899

URL: <http://www.skybldg.co.jp>

**E:** Inquire at each establishment. Observatory Tower 10:00–22:30, Enter before 22:00 (slightly changes by the season.)

Closed: Inquire at each establishment.

**F:** 10-min. walk from JR Osaka Sta. Central North Exit.

Admission: ¥800 (Floating Garden)

## Kenzo Tange

### Profile

1960 Published "Tokyo Master Plan 1960", which outlined city development featuring the improvement of the urban transport system and the Tokyo Bay area development for the information society.

1987 Pritzker Architecture Prize

1990 Premio Ape d'Oro, Italy.

1996 Order of the Legion of Honour, France.

### 20 Tokyo Area

**A:** Tokyo Metropolitan Government Building (1991) (東京都庁舎) Government building (the 1st Government building, the 2nd Government building, Metropolitan-Government Office Assembly Room)

**C:** A Representation of Kenzo Tange's work in Tokyo. Gothic Church Design motifs with flying buttresses, and angular geometrically shaped twin towers symbolizing the horns. The whole complex can be viewed as "the Face" of Tokyo.

**D:** 2-8-1, Nishi-Shinjuku, Shinjuku-ku, Tokyo

Tel: (03)5321-1111 (Representative Office)

URL: <http://www.metro.tokyo.jp/ENGLISH/index.htm>

**E:** Observatory Tower:

North Tower: 9:30 – 23:00 (Enter before 22:30)

South Tower: 9:30 – 17:30 (Enter before 17:00. when North observatory is closed, open till 23:00)

Closed: Dec. 29–31, Jan. 2–3 & Building inspection days. North Tower: 2nd. & 4th. Mon., South Tower: 1st. & 3rd. Tue.

**F:** 1-min. walk from Tocho-mae Sta. on Subway Oedo Line

10-min. walk from Shinjuku Sta. on JR West Exit, Subway Marunouchi Line, Odakyu Line, or Keio Line

10-min. walk from Nishi Shinjuku Sta. on Subway Marunouchi Line

Admission: Free

## Yoshio Taniguchi

### Profile

1980 Architectural Institute of Japan Award and BCS Award (also in 1987, 1991 and 1994).

1981 Lecturer at the Department of Architecture, Tokyo University.

1984 Isoya Yoshida Memorial Prize.

1987 Japan Art Academy Prize

1997 Won the commission with a design of MoMA renewal.

2001 Prize of Architectural Institute of Japan for Design

### 21 Tokyo Area

**A:** Aquarium (1989) & rest house, "Crystal View" (1995) in Tokyo Sea Life Park (葛西臨海公園水族園&レストハウス)

**B:** Aquarium, Observation Rest House

**C:** The main building is a dome structure. Located within Tokyo's largest city park, "Kasai Bayside Park," faces the picturesque Tokyo Bayside Development. The design concept is aimed to blend in the natural surrounding environment.

**D:** 6-2-3, Rinkai-cho, Edogawa-ku, Tokyo

TEL: (03)3869-5152 (Sea Life Park)

URL: <http://www.tokyo-zoo.net/english/index.html>

**E:** Park is open all day, Aquarium: 9:30–17:00 (Enter before 16:00)

Closed: Wed. (the following day if it falls on a national holiday and Citizen's Day), the year end & New Year's holiday

**F:** 1-min. walk from JR Keiyo Line Kasai Rinkai Koen Sta.

At Subway Tozai Line Nishi Kasai Sta., take a bus bound for Kasai Rinkai Koen for 15 min.

At Odaiba board the Water Bus for 50 min. \*

Admission: ¥700 (Aquarium)

\* Water Bus runs regularly on Sat. Sun. & national holiday, however, runs irregularly on Tue.–Fri. For more information: <http://www.tokyo-park.or.jp/waterbus/english/index.html>

## Rafael Vinoly

### Profile

1993 Fellow of the American Institute of Architects

1998 BCS Prize

2005 International Illumination Design Award

2006 International Fellow of Royal Institute of British Architects

### 22 Tokyo Area

**A:** Tokyo International Forum Building (1997) (東京国際フォーラム)

**B:** Convention hall, mixed-use cultural facilities including theater, multi-purpose hall, conference hall, restaurants, etc.

**C:** It is the first project that is constructed from the result of interna-

tional competition for Japan. The building comprises 11 stories above ground and 3 basement floors. Glass Hall Building is built in the shape of a leaf, housing an exhibition hall in the basement. Hall Building houses 4 halls of different sizes. Bright lights come through the glass facades during daytime, the huge atrium space of 60m from ground up creates a big "Crystal Hall" space that provides a fantastic backdrop for the main lobby which is ever changing at different times of the day and different seasons of the year.

**D:** 3-5-1, Marunouchi, Chiyoda-ku, Tokyo

**Tel:** (03)5221-9000 (in Japanese)

**URL:** <http://www.t-i-forum.co.jp/en/>

**E:** 7:00–23:30

**Closed:** Varies according to events and facilities

**F:** 1-min. from Yurakucho Sta. on JR or Subway Yurakucho Line.

5-min. from Ginza Sta. on Subway Marunouchi or Hibiya Line.

5-min. from Hibiya Sta. on Subway Hibiya or Toei Mita Line.

5-min. from Nijubashimae Sta. on Subway Chiyoda Line.

### *Makoto Sei Watanabe*

Profile

1990 "Aoyama Drafting Technical College, Block No. 1".

1995 "Mura No Terrace, Sakauchi Mura Community Facilities".

2001 Japan Institute of Architects Award for the Best Young Architects

2001 Good Design Award

2002 Architectural Institute of Japan Award

2008 Public Architecture Award

#### **23 Tokyo Area**

**A:** Iidabashi Sta., Subway Oedo Line (2000) (地下鉄大江戸線飯田橋駅)

**B:** Subway station

**C:** This became the world's first design generated by a computer program. It is a space where the impact is easy to understand by making clear the particularities of the concourses, stairs, hallways, and platforms, based on the well-organized, pleasant and fun station design concept.

**D:** 1-9-5, Koraku, Bunkyo-ku, Tokyo

**E:** Approx. 5:00–24:00

**F:** Inside Iidabashi Sta. on Subway Oedo Line.

### *Mario Bellini*

Profile

1977 Representative Design "Cab Chair" became the icon of 20th century Chair Design.

1982 Taught at Wein Applied Arts University.

1986-91 Edited "Domus" Magazine.

1995 Taught at the Faculty of Architecture in Genoa as a professor. Received Compasso d'Oro Awards eight times.

#### **24 Tokyo Area**

**A:** Tokyo Design Center (1991) (東京デザインセンター)

**B:** Total interior showroom (A Complex that accommodates an Office, Hall, Restaurant, Imported Furniture, Fabric, Carpet, Lighting, Showroom, design-related book store, etc.)

**C:** The entire space of the Design Center is more of a showroom than of a complex of shops. It is divided into 2 blocks by stairs in the center. The multi-purpose exhibition hall, "Galleria", whose ceiling is 6m high, is connected to the gallery.

**D:** 5-25-19, Higashi-Gotanda, Shinagawa-ku, Tokyo

**Tel:** (03)3445-1121 (Representative Office), Multi-purpose Hall "Galleria" Direct Dialing: (03)3445-1126 Fax: (03)3445-1125

**URL:** <http://www.design-center.co.jp/english/index.html>

**E:** Varies according to display

**F:** 2-min. walk from Gotanda Sta. on JR Yamanote Line or Subway Toei Asakusa Line

**Remarks:** Study tour may be arranged anytime. Fee may be necessary to attend various seminars and symposiums, lectures, talk shows, or other events and receptions.

### *Philippe Starck*

Profile

1986 Designed the Asahi Building "Flame Door" in Azumabashi in Asakusa, Tokyo (First Commissioning for building work).

1997 Designed the Control Tower of the airport at Bordeaux, France.

1997 Harvard Excellence in Design Award.

2001 Pratt Institute Black Alumni Award.

#### **25 Tokyo Area**

**A:** UNHEX NANINANI (1989) (ユークネックス ナニナニ)

**B:** Office cum Commercial Complex

**C:** The design concept is said to have evolved from the image of the "Monster that rises from the Florida swamp," applying 100% hand-created artistic shapes and ornaments. The exterior uses copper metal sheets bringing out the brand-new idea of a building that changes color over time. Well known in the architecture profession as the "Biomorphosis Building."

**D:** 4-9-23, Shirokanedai, Minato-ku, Tokyo

**F:** 2-min. walk from Shirokanedai Sta. on Subway Toei Mita Line

#### **26 Tokyo Area**

**A:** Asahi Super Dry Hall (1989) (アサヒスーパードライホール)

**B:** Commercial Complex (Event hall and restaurants belong to Asahi Breweries, Ltd.)

**C:** Standing next to the Asahi Beer head office building. Its gigantic golden "Flaming Ornament" on the roof is very conspicuously. This ornament is a symbol of Asahi Breweries' dynamic heat.

**D:** 1-23-1 Azumabashi, Sumida-ku, Tokyo

**URL:** <http://www.asahibeer.co.jp/>

**E:** Varies according to the event or each restaurant.

**F:** 5-min. walk from Asakusa Sta. on Tokyo Metro Ginza Line, Toei Asakusa Line or Tobu Skytree Line.

### *Mario Botta*

Profile

1969 Established his own architectural practice in Switzerland when he was 26 years old.

1985 Beton Architecture Prize.

1995 Merit Award for Excellence in Design.

1999 Marble Architectural Award Europe.

2005 IAA Annual Prix.

#### **27 Tokyo Area**

**A:** WATARI-UM (1990)(WATARI-UM)

**B:** Private arts museum

**C:** Unique triangular exhibition space that changes as one progresses through and up the building. It is a beautiful composition of stripes and curved lines of contemporary architecture. The main function of the building is used not only for the display of modern arts, but also for exhibitions 4 times a year for architecture, photos, etc. that are related to our modern lifestyle.

**D:** 3-7-6, Jingumae, Shibuya-ku, Tokyo

**Tel:** (03)3402-3001 Fax: (03)3405-7714

**URL:** <http://www.watarium.co.jp>

**E:** 11:00 – 19:00 (– 21:00 on Wed.)

**Closed:** Mon. (except national holidays), the year-end & New Year's holiday

**F:** 8-min. walk from Gaienmae Sta. on Ginza Line

Admission: ¥1,000

### *Farshid Moussavi & Alejandro Zaera Polo*

Profile

1992 Established Foreign Office Architects, London, UK

1993-2000

Unit Master Architectural Association School of Architecture, London, UK (Farshid Moussavi)

2002 Taught at University of California, Los Angeles, USA

(Alejandro Zaera Polo)

2001 Taught at Graduate School of Yokohama National University, Japan

2002 Taught at University of California, Los Angeles, USA

### 28 Yokohama Area

**A:** Osanbashi Yokohama International Passenger Terminal (2002) (横浜港大さん橋国際客船ターミナル)

**B:** International passenger terminal & accommodation for 200- to 300-meter class vessels, hall, event space, park, restaurants, shops

**C:** The original purpose of this whale-shaped facility is as an international passenger terminal for vessels, but it is also designed so that visitors can enjoy scenic views of the port and city of Yokohama. The roof-top is like a park covered with natural grass and has the image of a wooden deck. Inside, various events are held in season in the hall and the event space.

**D:** 1-1-4 Kaigandori, Naka-ku, Yokohama City, Kanagawa

Tel: (045)211-2304

URL: <http://www.osanbashi.com/en/index.html>

**E:** 9:00–21:30 (2nd floor including hall & event space), all day (park & parking)

**F:** 7 min. on foot from Nihon-odori Station on Minato-mirai Line

15 min. on foot from Kannai Station on JR Keihin-tohoku Line

## Jun Mitsui

Profile

1984 H.I. Feldman Prize and AIA Student Award

1995 Good Design Award

1997 AIA Connecticut Award

2001 & 2003 Good Design Award

### 29 Tokyo Area

**A:** De Beers Ginza (2008) (デビアス銀座ビルディング)

**B:** Commercial complex (jewelry shop, restaurants, etc.)

**C:** Features a billowing wall façade made of stainless steel which reflects the light both during the day and at night in Ginza, the traditional fashion town, and the appearance varies with the time and direction of viewing. This state-of-the-art architecture is designed to express the changes of the town.

**D:** 2-5-11, Ginza, Chuo-ku, Tokyo

Tel: (03)5524-6055

**E:** 11:30–19:30. Closed: Dec. 31 & Jan. 1.

**F:** 2 min. on foot from Ginza Station on Ginza or Hibiya Subway Line

## Kengo Kuma

Profile

1997 Architectural Institute of Japan Award

1997 AIA DuPont Benedictus Award

2000 Director-General of Forestry Agency Prize

2001 Tougo Murano Prize

2007 International Architecture Awards for the Best New Global Design

### 30 Tochigi Area

**A:** Nakagawa-machi Bato Hiroshige Museum of Art (2000) (那珂川町馬頭広重美術館)

**B:** Museum

**C:** The concept is a traditional calm façade suitable for the Ukiyo-e (woodblock prints) of Hiroshige Andoh. This one-storey house with a gabled roof blends in with the natural surroundings of Nakagawa town. It features a lattice wall made of Yamizo cedar and an interior design with Washi paper and Ashino stone which are special products of the town. The gentle light filtering through them creates an expressive feel.

**D:** 116-9, Bato, Nakagawa-machi, Nasu-gun, Tochigi

Tel: 0287-92-1199 Fax: 0287-92-7177

URL: [http://www.hiroshige.bato.tochigi.jp/batou/hp/index\\_e.htm](http://www.hiroshige.bato.tochigi.jp/batou/hp/index_e.htm)

**E:** 9:30–17:00 (enter by 16:30)

Closed: Mon. (when Mon. falls on a national holiday, closed the follow-

ing day), the day following a holiday except Sat. & Sun., New Year Holidays

Admission: ¥500

**F:** 40 min. by JR Bus for Bato from JR Karasuyama Station, get off at Batomuromachi

### 31 Tokyo Area

**A:** Asakusa Culture Tourist Information Center (2012) (浅草文化観光センター)

**B:** Commercial Complex (Tourist Information Center, conference hall, multipurpose hall and exhibition hall.)

**C:** It is the newest one of Kengo Kuma's works located in Tokyo. The Center is located at in front of Kaminarimon (the gate of Senso-ji), one of the most famous historical architectures in Japan. It was designed to express the tradition and history of Asakusa, using wood which looks like "toy bricks".

**D:** 2-18-9 Kaminarimon, Taito-ku, Tokyo.

Tel: (03)3842-5566

**E:** 9:00–20:00 Closed: open throughout year.

**F:** 3 min. walk from Asakusa Sta. on Tobu Sky Tree Line and Ginza Subway Line.

7 min. walk from Asakusa Sta. on Toei Asakusa Line.

### 32 Kyushu Area

**A:** Starbucks Coffee at Dazaifutenmangu Omotesando (2011) (スターバックス太宰府天満宮表参道店)

**B:** coffee shop

**C:** This building is made of about 2,000 stick-like parts in the size of 1.3m–4m length and 6cm section.

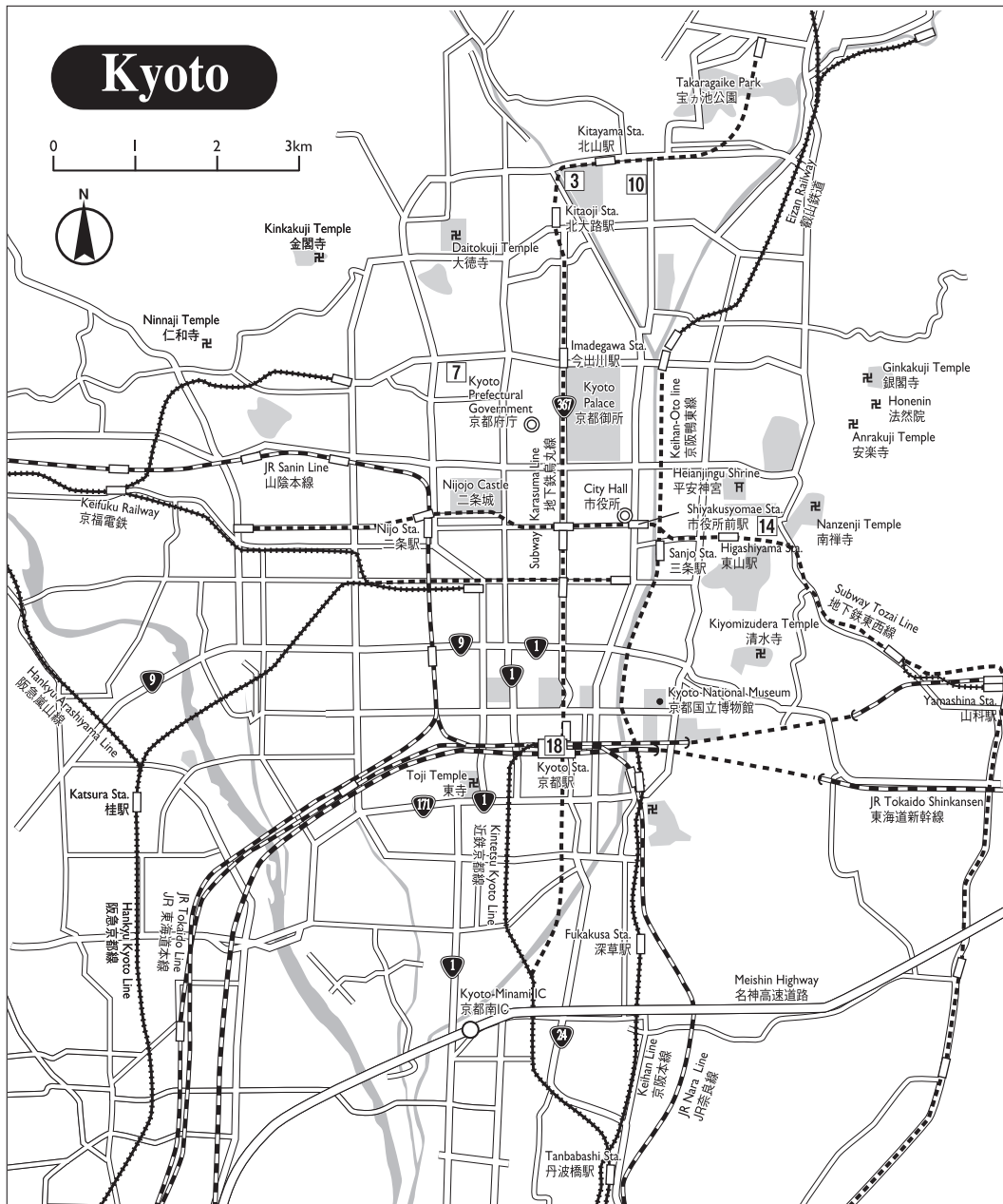
The location of this Starbucks is characteristic, as it stands on the main path to the Dazaifu Tenmangu, one of the most popular shrines in Japan. As this location, there are traditional Japanese buildings around there. The aim of this project was to harmonize with such townscape, using a unique system of waving thin wood diagonally.

**D:** 3-2-43 Saifu, Dazaifu, Fukuoka Pref.

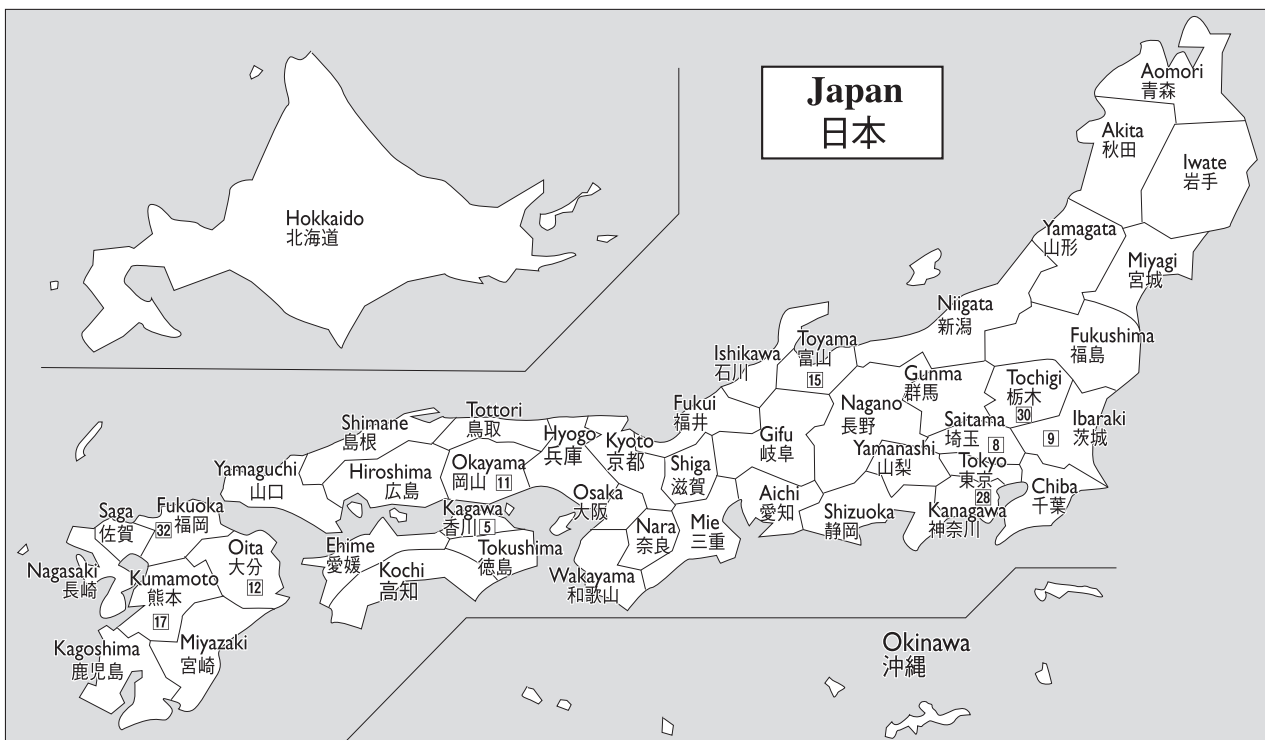
Tel: (092)919-5690

**E:** 8:00–20:00 Closed: irregularly.

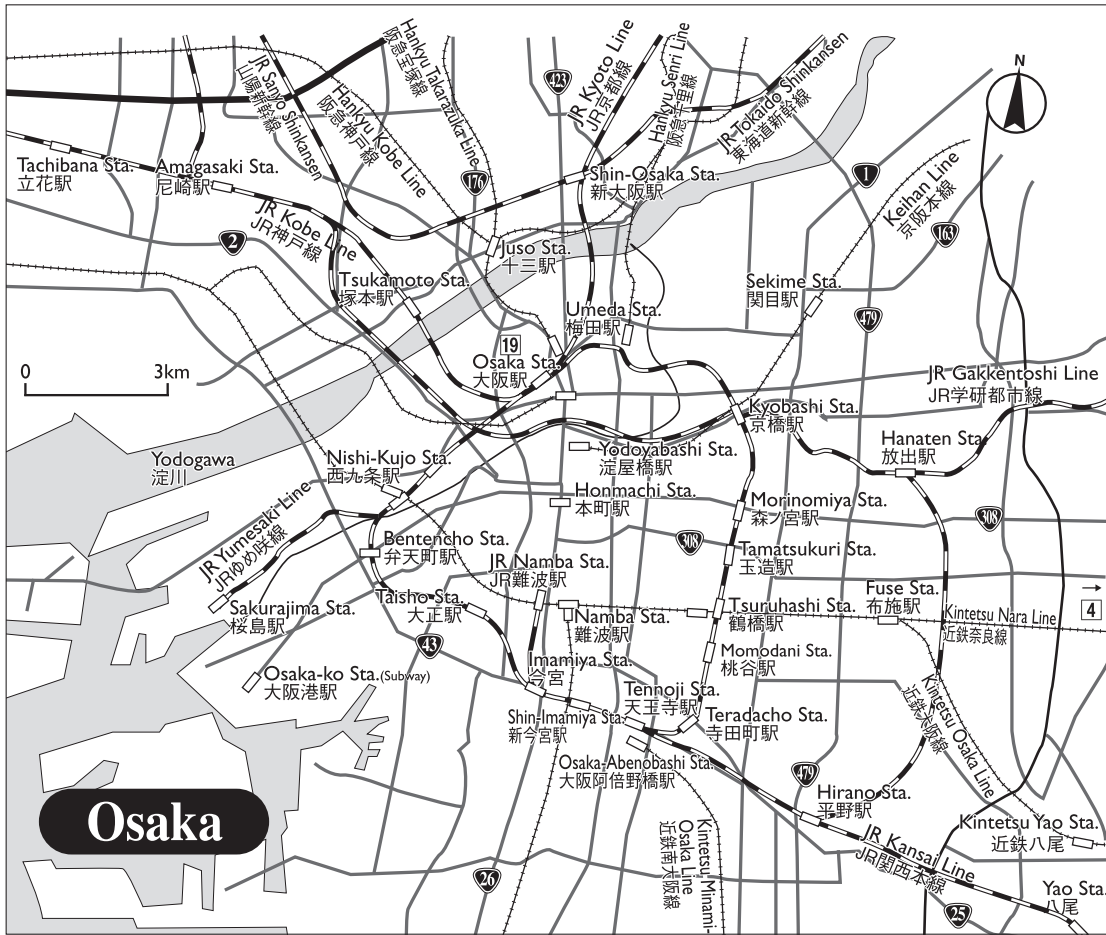
**F:** 5 min. walk from Dazaifu Sta. on Nishitetsu Line.



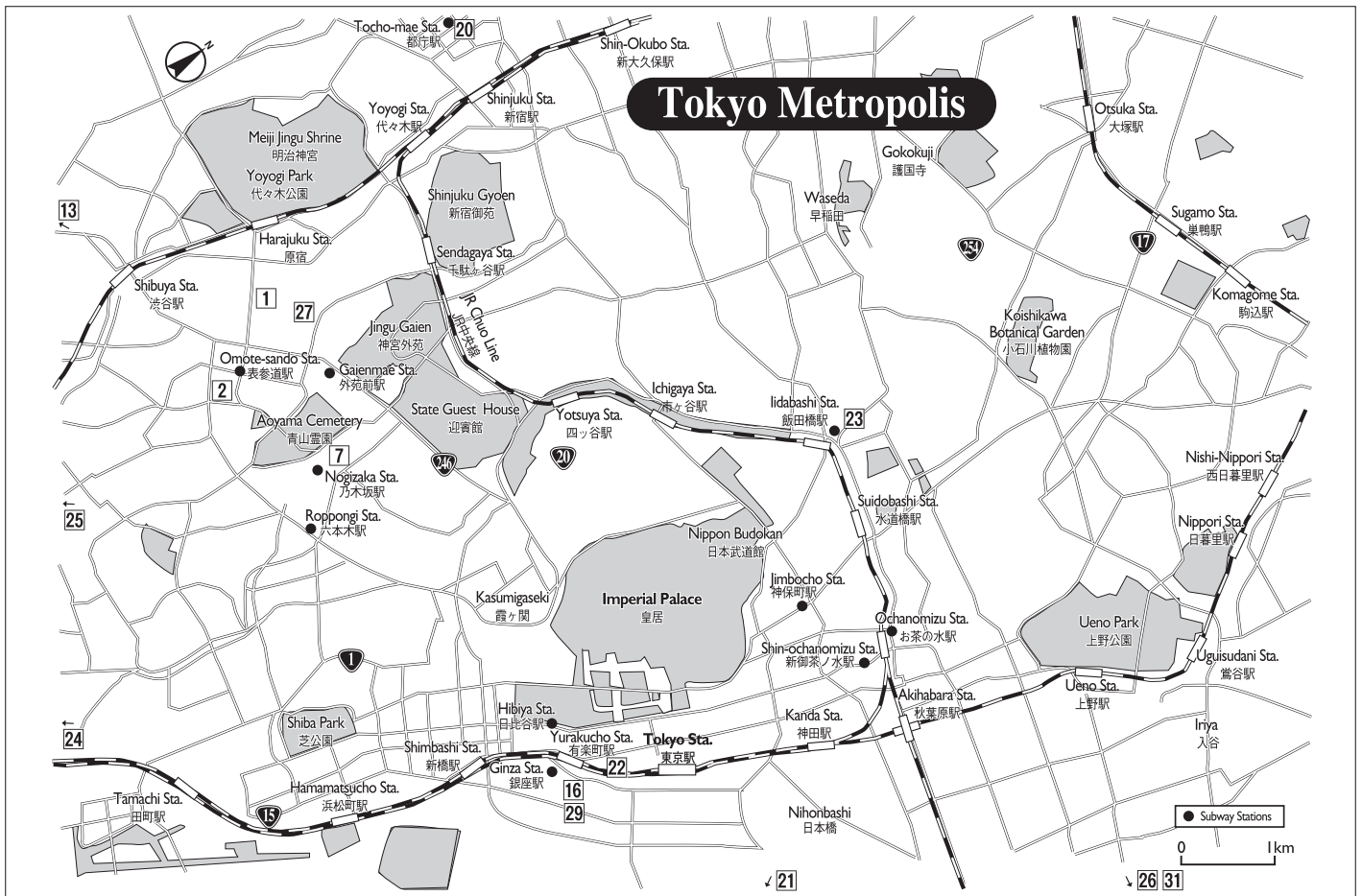
3, 7, 10, 14 & 18 correspond to those on the pages 1/8-6/8



5, 8, 9, 11, 12, 15, 17, 28, 30 & 32 correspond to those on the pages 1/8-6/8



[4], [19] correspond to those on the pages 1/8-6/8



[1], [2], [7], [13], [16], [20] - [27], [29] & [31] correspond to those on pages 1/8-6/8

**Note:** Transportation expenses, admission fees and other charges may change due to the increase in the consumption tax rate to 8% from April 2014.

All information, including transportation schedules, fares, prices and accommodation charges, which is contained in this leaflet is based on data as of December 2015, and is subject to change without notice. While every effort is made to ensure the accuracy of all information, regrettably errors do occasionally occur. Therefore, you should check with organizations concerned for updated and accurate information on your chosen destination. JNTO shall not be liable for any loss or damage of whatever nature that may arise as a result, directly or indirectly, from the use of any of the information or material contained in this leaflet.

© 2015 Japan National Tourism Organization. All rights reserved. Reproduction in whole or in part without written permission is prohibited.